



# GOLDEN PROPERTIES & TRADERS LIMITED

AD-76, Salt Lake City, Sector - 1, Kolkata - 700 064, Ph. : 40142800

Date: 21.10.2013

To

The General Manager (Operation)

The Calcutta Stock Exchange Ltd

7, Lyons Range,

Kolkata - 700 001

Dear Sir,

**Sub: Shareholding pattern for the quarter ended 30<sup>TH</sup> September, 2013**

In terms of Clause 35 of the Listing Agreement please find enclosed herewith shareholding pattern of the company for the quarter ended 30<sup>TH</sup> September, 2013 for your records.

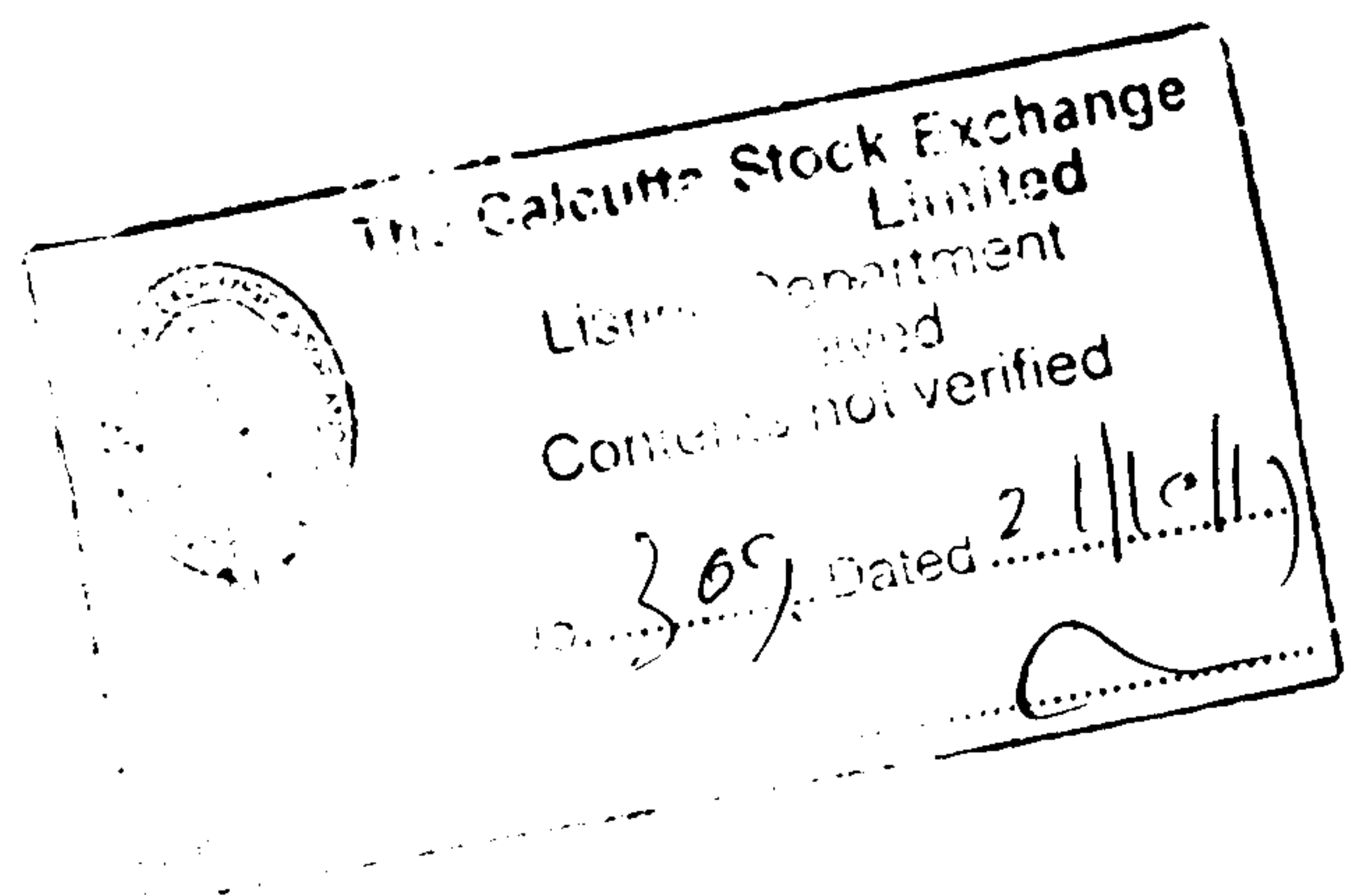
Kindly acknowledge receipt of the same.

Thanking you,

Yours faithfully,

For Golden Properties & Traders Limited

Director



**CERTIFIED TO BE TRUE COPY**

Golden Properties & Traders Ltd.

Authorised Signatory / Director

NICHE TECHNOLOGIES PRIVATE LIMITED  
 ( REGISTRAR & TRANSFER AGENT )  
 D-511 BAGREE MARKET, 5TH FLOOR, 71 B.R.B. BASU ROAD, KOLKATA - 700 001  
 PHONES : 2235-7271/7270/3070 2234-3576 FAX: 2215-4823  
 E-Mail : nichetech@nichetechpl.com


TO WHOMSOEVER IT MAY CONCERN  
 =====

COMPANY : GOLDEN PROPERTIES & TRADERS LTD.  
 ISIN : INE721C01019

THIS IS TO CERTIFY THE FOLLOWING :

	AS ON 30/09/2013	AS ON 30/06/2013
TOTAL NSDL POSITION :	594990	594990
TOTAL CDSL POSITION :	0	0
TOTAL DEMATERIALISED SHARES :	594990	594990
TOTAL PHYSICAL SHARES :	1937690	1937690
TOTAL ISSUED CAPITAL :	2532680	2532680

PLACE : KOLKATA  
 DATE : 01.10.2013

FOR NICHE TECHNOLOGIES PVT. LTD.  
 (REGISTRAR & TRANSFER AGENT)  
  
 ( AUTHORIZED SIGNATORY )

CERTIFIED TO BE TRUE COPY

Golden Properties & Traders Ltd  
*Authorised Signatory*  
 Authorised Signatory

The  
 The  
 7,  
 Kc  
 L

o/c

# TRADERS LIMITED

Name of the Company: GOLDEN PROPERTIES & TRADERS LTD.  
Script Code: Name of the Script:  
Quarter: Ended: 30/09/2013


Page 1

Party/Issuer/Investor	No. of Equity paid in shares	As a % of total no. of Equity paid up shares	As a % of total no. of shares of the company
Held by promoter/promoter group			

Party/Issuer/Investor	No. of convertible securities outstanding	As a % of total no. of outstanding convertible securities	As a % of total no. of shares of the company assuming full conversion of the convertible securities
Held by public			
Total - E			

Party/Issuer/Investor	No. of Warrants	As a % of total no. of Warrants	As a % of total no. of shares of the company assuming full conversion of warrants
Held by promoter/promoter group			
Total - E			

Party/Issuer/Investor	Total paid-up capital of the company assuming full conversion of warrants and convertible securities
Held by public	
Total - F	8213610



ne ( The 7, L Koll De St Ir s' y

ID	NAME	STATUS	DATE	TIME	LOCATION	REMARKS
01	...	...	...	...	...	...
02	...	...	...	...	...	...
03	...	...	...	...	...	...
04	...	...	...	...	...	...
05	...	...	...	...	...	...
06	...	...	...	...	...	...
07	...	...	...	...	...	...
08	...	...	...	...	...	...
09	...	...	...	...	...	...
10	...	...	...	...	...	...
11	...	...	...	...	...	...
12	...	...	...	...	...	...
13	...	...	...	...	...	...
14	...	...	...	...	...	...
15	...	...	...	...	...	...
16	...	...	...	...	...	...
17	...	...	...	...	...	...
18	...	...	...	...	...	...
19	...	...	...	...	...	...
20	...	...	...	...	...	...
21	...	...	...	...	...	...
22	...	...	...	...	...	...
23	...	...	...	...	...	...
24	...	...	...	...	...	...
25	...	...	...	...	...	...
26	...	...	...	...	...	...
27	...	...	...	...	...	...
28	...	...	...	...	...	...
29	...	...	...	...	...	...
30	...	...	...	...	...	...
31	...	...	...	...	...	...
32	...	...	...	...	...	...
33	...	...	...	...	...	...
34	...	...	...	...	...	...
35	...	...	...	...	...	...
36	...	...	...	...	...	...
37	...	...	...	...	...	...
38	...	...	...	...	...	...
39	...	...	...	...	...	...
40	...	...	...	...	...	...
41	...	...	...	...	...	...
42	...	...	...	...	...	...
43	...	...	...	...	...	...
44	...	...	...	...	...	...
45	...	...	...	...	...	...
46	...	...	...	...	...	...
47	...	...	...	...	...	...
48	...	...	...	...	...	...
49	...	...	...	...	...	...
50	...	...	...	...	...	...
51	...	...	...	...	...	...
52	...	...	...	...	...	...
53	...	...	...	...	...	...
54	...	...	...	...	...	...
55	...	...	...	...	...	...
56	...	...	...	...	...	...
57	...	...	...	...	...	...
58	...	...	...	...	...	...
59	...	...	...	...	...	...
60	...	...	...	...	...	...
61	...	...	...	...	...	...
62	...	...	...	...	...	...
63	...	...	...	...	...	...
64	...	...	...	...	...	...
65	...	...	...	...	...	...
66	...	...	...	...	...	...
67	...	...	...	...	...	...
68	...	...	...	...	...	...
69	...	...	...	...	...	...
70	...	...	...	...	...	...
71	...	...	...	...	...	...
72	...	...	...	...	...	...
73	...	...	...	...	...	...
74	...	...	...	...	...	...
75	...	...	...	...	...	...
76	...	...	...	...	...	...
77	...	...	...	...	...	...
78	...	...	...	...	...	...
79	...	...	...	...	...	...
80	...	...	...	...	...	...
81	...	...	...	...	...	...
82	...	...	...	...	...	...
83	...	...	...	...	...	...
84	...	...	...	...	...	...
85	...	...	...	...	...	...
86	...	...	...	...	...	...
87	...	...	...	...	...	...
88	...	...	...	...	...	...
89	...	...	...	...	...	...
90	...	...	...	...	...	...
91	...	...	...	...	...	...
92	...	...	...	...	...	...
93	...	...	...	...	...	...
94	...	...	...	...	...	...
95	...	...	...	...	...	...
96	...	...	...	...	...	...
97	...	...	...	...	...	...
98	...	...	...	...	...	...
99	...	...	...	...	...	...
100	...	...	...	...	...	...

CERTIFIED TO BE TRUE COPY

Golden Properties & Traders Ltd.

*Shrey's Handwritten*

Authorised Signatory / Direct



Sl. No.	Name of Shareholder	Details of Shares		Encumbrance	Particulars	Details of Convertible Securities		Total Shares (including underlying shares assuming full conversion of warrants and convertible securities) as a % of diluted share capital
		Number of Shares	Value			Number of Convertible Securities	Value	
1.	ETHEREAL CONVERTER PVT. LIMITED	50000	1,00,000	0	0.000	0	0.000	22,569
2.	MINIE SAN CONSULTANTS PVT. LTD.	43500	87,000	0	0.000	0	0.000	1,757
3.	PURPOSIVE TRADERS PVT. LTD.	604870	12,09,740	0	0.000	0	0.000	23,872
4.	SATYAM PROJECTS LIMITED	123200	2,46,400	0	0.000	0	0.000	5,283
5.	KANHAJITA LAL LUNIA	50	1,000	0	0.000	0	0.000	0.002
6.	MANICK GRAND LUNIA	100	2,000	0	0.000	0	0.000	0.002
7.	SAMPAT KHALI LUNIA	20	400	0	0.000	0	0.000	0.004
8.	SARDEEN SAHA	25000	50,000	0	0.000	0	0.000	0.002
9.	SARDEEN SAHA ASARWA	31000	62,000	0	0.000	0	0.000	1,390
10.	SARITA AND DAE	40000	80,000	0	0.000	0	0.000	0.829
11.	SARDEEN SAHA LUNIA	50	1,000	0	0.000	0	0.000	1,579
12.	TARA PUNEONI	50000	1,00,000	0	0.000	0	0.000	0.002
13.	TARA SONI	40000	80,000	0	0.000	0	0.000	1,974
	TOTAL	584400	11,68,800	0	0.000	0	0.000	61,178



CERTIFIED TO BE TRUE COPY

Signatory Properties & Traders  
*Shrey - Chowdhury*  
 Authorised Signatory / Director

Reference is made to the report of the auditors dated 31st March 1988 and the financial statements for the year ended 31st March 1988.

Page 2

Particulars	1987	1988	1989	1990	1991	1992
By Golden Properties & Traders Ltd						
By Golden Properties & Traders Ltd	4,000	0	0	0	0	0
By Golden Properties & Traders Ltd	0	0	0	0	0	0
TOTAL	4,000	0	0	0	0	0



**CERTIFIED TO BE TRUE COPY**

Golden Properties & Traders Ltd.

*Shony-Howell*

Authorised Signatory / Director



REPRINTED TO PATENT COPY

*Henry - Howorth*



JOHN FROSTERS & TRAPPERS LTD.  
 (INCORPORATED IN SINGAPORE)  
 REGISTERED OFFICE: 11, RAFFLES PLACE, SINGAPORE.

Sl. No.	Name of the Holder	Type of Shares		Number of Shares		Percentage	
		Outstanding	Underlying	Outstanding	Underlying	Outstanding	Underlying
1.	NIL	NIL	NIL	NIL	NIL	NIL	NIL
2.	NIL	NIL	NIL	NIL	NIL	NIL	NIL
TOTAL		NIL	NIL	NIL	NIL	NIL	NIL




**CERTIFIED TO BE TRUE COPY**

*Henry Chowdhry*  
 Director



Faint, illegible text, possibly bleed-through from the reverse side of the page.



PERMISSION TO REPRODUCE THIS COPY

Golden Properties & Traders Ltd.

*Shreyi Shrivastava*

Authorised Signatory / Director