

O/c

GOLDEN PROPERTIES & TRADERS LIMITED

PTL

AD-76, Salt Lake City, Sector - 1, Kolkata - 700 064, Ph. : 40142800

Date: 19.11.2013

To

The General Manager (Operation),

The Calcutta Stock Exchange Ltd

7, Lyons Range,

Kolkata - 700 001

Dear Sir(s)

Sub: Un-audited Financial Result for the quarter ended 30th September, 2013

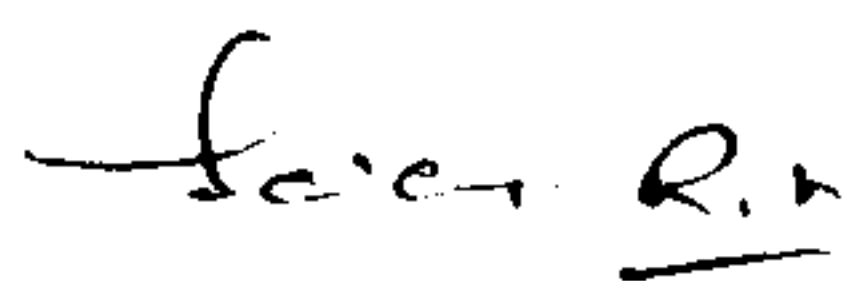
Please find enclosed herewith Un-audited Financial Results (provisional) for the Quarter ended 30th September, 2013 taken on records at the Board Meeting held on 15th day of November, 2013 with Review Report by JBS & Company, Chartered Accountants.

Kindly acknowledge the receipt.

Thanking You,


Yours Faithfully,

For Golden Properties & Traders Ltd



Director

Enclose: As above



CERTIFIED TO BE TRUE COPY

Golden Properties & Traders Ltd



Authorised Signatory / Director



GOLDEN PROPERTIES & TRADERS LIMITED

AD-76, Salt Lake City, Sector - 1, Kolkata - 700 064, Ph. : 40142800

(Rs.in Lacs)						
Select Information for the Quarter ended 30/09/2013						
Particulars	3 months ended (30/09/2013)	Preceding 3 months ended (30/09/2013)	Correspond- ing 3 months ended (30/09/2012) the previous year	Year to date figures for current period ended (30/09/2013)	Year to date figures for the previous year (30/09/2012)	Previous year ended (31/03/2013)
(Refer Notes Below)	(Un-Audited)	(Un-Audited)	(Un-Audited)	(Un-Audited)	(Un-Audited)	(Audited)
1 Income from Operations						
(a) Net sales/income from operations (Net of excise duty)	-	-	-	-	0 50	3 12
(b) Other operating income	-	-	-	-	-	-
Total income from operations (Net)	-	-	-	-	0 50	3 12
2 Expenses						
(a) Cost of materials consumed	-	-	-	-	-	-
(b) Purchases of Stock-in-trade	-	-	-	-	-	-
(c) Changes in inventories of finished goods, work-in-progress and Stock-in-Trade	-	-	-	-	-	-
(d) Employee benefits expense	-	-	-	-	-	-
(e) Depreciation and amortisation expenses	-	-	-	-	-	-
(f) Other expenses (Any item exceeding 10% of the total expenses relating to continuing operations to be shown (separately)						
Rates & Taxes	-	-	0 07	-	0 07	-
Provision for Standard Assets	-	-	-	-	-	0 89
Custodian Fees	-	-	-	-	0 07	-
Listing Fees	-	-	0 12	-	0 23	-
Advertisement Charges	0 09	-	0 17	-	0 17	0 34
National Stock Exchange Ltd	-	0 25	-	0 25	-	-
Bank Charges	0 04	-	-	0 03	-	-
Others	-	-	0 09	-	0 10	1 39
(g) Loss on sale of investment	-	-	-	-	-	-
Total Expenses	0 13	0 25	0 45	0 28	0 64	2 62
3 Profit/(Loss) from operations before other income, finance costs and exceptional items (1-2)	(0 13)	(0 25)	(0 45)	(0 28)	(0 14)	0 50
4 Other income	0 57	-	-	0 57	-	-
5 Profit/(Loss) from ordinary activities before finance costs and exceptional items (3-4)	0 44	(0 25)	(0 45)	0 29	(0 14)	0 50
6 Finance costs	-	-	-	-	-	-
7 Profit/(Loss) from ordinary activities after finance costs but before exceptional items (5-6)	0 44	(0 25)	(0 45)	0 29	(0 14)	0 50
8 Exceptional items	-	-	-	-	-	-
9 Profit/(Loss) from ordinary activities before tax (7-8)	0 44	(0 25)	(0 45)	0 29	(0 14)	0 50
10 Tax expense	-	-	-	-	-	0 26
11 Net Profit/(Loss) from ordinary activities after tax (9-10)	0 44	(0 25)	(0 45)	0 29	(0 14)	0 24
12 Extraordinary items (Net of tax expense (Lakhs)	-	-	-	-	-	-
13 Net Profit/(Loss) for the period (11-12)	0 44	(0 25)	(0 45)	0 29	(0 14)	0 24

CERTIFIED TO BE TRUE COPY

Golden Properties & Traders Ltd.

Dhruv K. Mahapatra

Authorised Signatory



GOLDEN PROPERTIES & TRADERS LIMITED

AD-76, Salt Lake City, Sector - 1, Kolkata - 700 064, Ph. : 40142800

Select Information for the Quarter ended 30/09/2013							
	Particulars	3 months ended (30/09/2013)	Preceding 3 months ended (30/06/2013)	Correspond- ing 3 months ended (30/09/2012) the previous year	Year to date figures for current period ended (30/09/2013)	Year to date figures for the previous year (30/09/2012)	Previous year ended (31/03/2013)
	(Refer Notes Below)	(Un-Audited)	(Un-Audited)	(Un-Audited)	(Un-Audited)	(Un-Audited)	(Audited)
14	Share of Profit/(Loss) of associates*						
15	Minority Interest*						
16	Net Profit/(Loss) after taxes, minority interest and share of profit/(Loss) of associates (13-14-15)*	0.44	(0.25)	(0.45)	0.29	(0.14)	0.24
17	Paid-up Equity Share Capital (Face Value of Rs 10/- each)	253.27	253.27	253.27	253.27	253.27	253.27
18	Reserve excluding revaluation Reserves as per Balance Sheet of previous accounting year	885.50	885.50	885.50	885.50	885.50	885.74
19 i	Earnings per share (before extraordinary items) (of Rs10/- each) (not annualised)						
	(a) Basic	0.02	(0.01)	(0.02)	0.01	(0.01)	0.01
	(b) Diluted	0.02	(0.01)	(0.02)	0.01	(0.01)	0.01
19 ii	Earnings per share (after extraordinary items) (of Rs10/- each) (not annualised)						
	(a) Basic	0.02	(0.01)	(0.02)	0.01	(0.01)	0.01
	(b) Diluted	0.02	(0.01)	(0.02)	0.01	(0.01)	0.01

See accompanying note to the financial results
* Applicable in the case of consolidated results

Note

- 1 The classification/disclosure of items in the financial results shall be in accordance with Revised Schedule VI of the Companies Act, 1956
- 2 The above results have been reviewed by Board of Directors at its meeting held on 15.11.2013
- 3 The statutory Auditors of the company have carried out the Limited Review of the above Financial Results
- 4 The company operates in single segment and therefore the segment reporting as per AS-17 is not applicable to the company
- 5 previous period's figures have been re-arranged/re grouped wherever necessary

Place: Kolkata
Dated: 15.11.2013

For Golden Properties & Traders Limited

Director

CERTIFIED TO BE TRUE COPY

Golden Properties & Traders Ltd.

Shrey Choudhary

Authorised Signatory / Director



GOLDEN PROPERTIES & TRADERS LIMITED

AD-76, Salt Lake City, Sector - 1, Kolkata - 700 064, Ph. : 40142800

Select Information for the Quarter ended 30/09/2013							
	Particulars	3 months ended (30/09/2013)	Preceding 3 months ended (30/06/2013)	Correspond- ing 3 months ended (30/09/2012) the previous year	Year to date figures for current period ended (30/09/2013)	Year to date figures for the previous year (30/09/2012)	Previous year ended (31/03/2013)
1	Income from Operations						
	(a) Net sales/income from operations	-	-	-	-	0 50	3 12
A	PARTICULARS OF SHAREHOLDING						
1	Public shareholding						
	- Number of shares	983230	983230	983230	983230	983230	983230
	- Percentage of shareholding	38 82	38 82	38 82	38 82	38 82	38 82
2	Promoters and Promoter Group Shareholding						
	(a) Pledged/Encumbered						
	- Number of shares	-	-	-	-	-	-
	- Percentage of shares (as a % of the total shareholding of promoter and promoter group)	-	-	-	-	-	-
	- Percentage of shares (as a % of the total share capital of the company)	-	-	-	-	-	-
	(b) Non-encumbered						
	Number of shares	1,549,450 00	1,549,450 00	1,549,450 00	1,549,450 00	1,549,450 00	1,549,450 00
	Percentage of shares (as a % of the total shareholding of the Promoter and Promoter group)	61 18	61 18	61 18	61 18	61 18	61 18
	Percentage of shares (as a % of the total share capital of the company)	100 00	100 00	100 00	100 00	100 00	100 00
B	INVESTOR COMPLAINTS						
	Pending at the beginning of the quarter		NIL				
	Received during the quarter		NIL				
	Disposed of during the quarter		NIL				
	Remaining unresolved at the end of the quarter		NIL				

CERTIFIED TO BE TRUE COPY

Golden Properties & Traders Ltd

Shrojit Chowdhury

Authorised Signatory



GOLDEN PROPERTIES & TRADERS LIMITED

AD-76, Salt Lake City, Sector - 1, Kolkata - 700 064, Ph. : 40142800

(Rs in Lacs)		
Standalone Statement of Assets and Liabilities Particulars	As at (Current year end) (30/09/2013) Unaudited	As at (Previous year end) (31/03/2013) Audited
A. EQUITY AND LIABILITIES		
1 Shareholders' Funds		
(a) Share Capital	253.27	253.27
(b) Reserves and Surplus	885.93	885.74
(c) Money received against Share Warrants	-	-
Sub-total - Shareholders' funds	1,139.20	1,139.01
2 Share Application Money pending allotment	5,137.00	-
	5,137.00	-
3 Minority Interest *		
4 Non-Current Liabilities		
(a) Long-term borrowings	-	-
(b) Deferred tax Liabilities (net)	-	-
(c) Other Long-term liabilities	-	-
(d) Short-term provisions	-	-
Sub-total - Non-Current Liabilities	-	-
5 Current Liabilities		
(a) Short-term borrowings	-	-
(b) Trade Payables	-	-
(c) Other Current liabilities	0.65	0.68
(d) Short-term provisions	2.10	2.10
Sub-total - Current Liabilities	2.75	2.78
TOTAL - EQUITY AND LIABILITIES	6,278.95	1,141.79
B ASSETS		
1 Non-Current Assets		
(a) Fixed Assets	-	-
(b) Goodwill on consolidation *	-	-
(c) Non-current investments	1,225.85	763.79
(d) Deferred tax assets (net)	-	-
(e) Long-term loans and advances	-	40.00
(f) Other non-current assets	-	0.42
Sub-total - Non-current Assets	1,225.85	804.21
2 Current Assets		
(a) Current investments	-	-
(b) Inventories	-	-
(c) Trade receivables	-	-
(d) Cash & Cash Equivalents	76.75	10.50
(e) Short-term loans and advances	4,975.60	326.74
(f) Other current assets	0.75	0.34
Sub-total - Current Assets	5,053.10	337.58
TOTAL - ASSETS	6,278.95	1,141.79

CERTIFIED TO BE TRUE COPY

Golden Properties & Traders Ltd.

Shriy - Shriy

Authorised Signatory / Director

J. B. S. & Company

CHARTERED ACCOUNTANTS

60, BENTINCK STREET, 4TH FLOOR
KOLKATA - 700 069

Phone : 2225 4828

2225 4829

Fax : 4007 0735

TO WHOM IT MAY CONCERN


We, the statutory Auditors of the company have reviewed the accompanying statement of un-audited financial results of **M/s Golden Properties & Traders Limited** for the quarter ended 30th day of September, 2013. This statement is the responsibility of the company's management and has been approved by the Board of Directors in the Meeting held on 15.11.2013.

A review of interim financial information consists principally of applying analytical procedures for financial data and making enquires of persons responsible for the financial and accounting matters. It is substantially less in scope than an audit conducted in accordance with the generally accepted auditing standards, the objective of which is the expression of an opinion regarding the financial statements taken as a whole. Accordingly we do not express such an opinion.

Based on our review conducted as above subject to the following nothing has come to our notice that causes us to believe that the accompanying statement of un-audited financial results has not disclosed the information required to be disclosed in terms of Clause 41 of the Listing Agreement including the manner in which it is to be disclosed or that it contains any material misstatement.

Date : 19.11.2013

Place: KOLKATA



For J. B. S. & Company
Chartered Accountants
FRN:323734E

(Pankaj Bhusan Bhattacharya)
Partner

Membership No: 015416

CERTIFIED TO BE TRUE COPY

Golden Properties & Traders Limited

Pankaj Bhattacharya

Authorised Signatory