

# GARBI FINVEST LIMITED

(Formerly Golden Properties & Traders Ltd)

CIN: L65100MH1982PLC295894

Regd. Office: Office No. Shubham Centre 1, A Wing, Office No-502, 5<sup>th</sup> Floor, Chakala, Andheri East, Mumbai, Maharashtra-400 099

Email: garbifinvest@gmail.com, website: www.gptl.in(M)-9830012564

Date: 18/10/2024

To  
The Secretary, Listing Department  
BSE Limited  
Phiroze Jeejeebhoy Towers,  
Dalal Street, Mumbai  
Maharashtra 400001  
Security Code: 539492

The Listing Department  
The Calcutta Stock Exchange Ltd  
7, Lyons Range,  
Kolkata - 700 001  
West Bengal  
Scrip Code: 017148

Dear Sir/ Madam,

**Sub: Share holding Pattern as under Regulation 31 of SEBI (Listing Obligations and Disclosure Requirements) Regulations, 2015**

Please find enclosed herewith the Shareholding pattern as required under Regulation 31 of the SEBI (Listing Obligations and Disclosure Requirements) Regulations, 2015 in prescribed format for quarter ended **September 30, 2024**.

Thanking You.

For GARBI FINVEST LIMITED

  
  
KRIPA SHANKAR MAHAWAR  
Managing Director  
DIN: 01158668

Format of holding of specified securities

Annexure - I

1 **Name of Listed Entity : GARBI FINVEST LTD.**

2 Scrip Code/Name of Scrip/Class of Security :

3 Share Holding Pattern Filed under: Reg. 31(1) ( b ) : **Quarter Ended 30/09/2024**

4 Declaration:

	Particulars	Yes	No
1	Whether the Listed Entity has issued any partly paid up shares		NO
2	Whether the Listed Entity has issued any Convertible Securities or Warrants?		NO
3	Whether the Listed Entity has any shares against which depository receipt are issued?		NO
4	Whether the Listed Entity has any shares in locked-in?		NO
5	Whether any shares held by promoters are pledge or otherwise encumbered?		NO

5 The tabular format for disclosure of holding of specified securities is as follows:-



**Table I - Summary Statement holding of specified securities**

Category (i)	Category of shareholder (ii)	No. of shares held (iii)	No. of fully paid-up equity shares held (iv)	No. of partly paid-up equity shares held (v)	No. of shares underlying Depository Receipt (vi)	Total nos. shares held (vii) = (iii)+(iv)+(v)+(vi)	Shareholding as a % of total no. of shares (calculated as per SCRR, 1987) (viii) As a % of (A+B+C2)	Number of Voting Rights held in each class of securities (ix)			No. of Shares Underlying convertible securities (including Warrants) (x)	Shareholding as a % assuming full conversion of convertible securities (as a percentage of diluted share capital) (xi) = (viii)+(x) as a % of (A+B+C)	Number of Locked in shares (xii)		Number of Shares pledged or otherwise encumbered (xiii)		Number of equity shares held in dematerialized form (xiv)	
								No. of Voting Rights					Total as a % of (A+B+C)	No. (a)	As a % of total Shares held (b)	No. (a)		As a % of total Shares held (b)
								Class eg: x	Class eg: y	Total								
	Promoter &																	
(A)	Promoter Group	15	6953500	0	0	6953500	59.276	0	6953500	0	59.276	0	0.000	0	0.000	0	0.000	6521350
(B)	Public	3549	4777180	0	0	4777180	40.724	0	4777180	0	40.724	0	0.000	0	0.000	0	0.000	4093240
(C)	Non Promoter - Non Public																	
(C1)	Shares underlying DRs																	
(C2)	Shares held by Employee Trusts																	
	<b>TOTAL</b>	<b>3564</b>	<b>11730680</b>	<b>0</b>	<b>0</b>	<b>11730680</b>	<b>100.000</b>	<b>0</b>	<b>11730680</b>	<b>0</b>	<b>100.000</b>	<b>0</b>	<b>0.000</b>	<b>0</b>	<b>0.000</b>	<b>0</b>	<b>0.000</b>	<b>10614590</b>



**Table II - Statement showing shareholding pattern of the Promoter and Promoter Group**

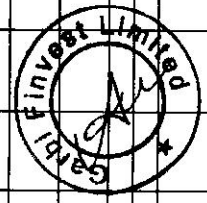
Category & Name of shareholders (i)	Entity type i.e. promoter (ii)	PAN (iii)	No. of shareholders (iii)	No. of fully paid-up equity shares held (iv)	No. of partly paid-up equity shares held (v)	No. of underlying Depository Receipt (vi)	Total nos. shares held (vii) = (iv)+(v)+(vi)	Shareholding % calculated as per SCRR, 1987 As a % of (A+B+C) (viii)	Number of Voting Rights held in each class of securities (ix)			Total as a % of Total Voting rights (x)	No. of Shares Outstanding convertible securities (including Warrants) (xi)	Shareholding as a % of convertible securities (as a percentage of diluted share capital) (xii) = (viii)/(A+B+C)	Number of Locked in shares (xiii)		Number of Shares pledged or otherwise encumbered (xiv)		Number of equity shares held in dematerialized form (xv)	
									No. of Voting Rights						As a % of total Shares held (b)	No. (a)	As a % of total Shares held (b)	No. (a)		As a % of total Shares held (b)
									Class x	Class y	Total									
(1) Indian			0	0	0	0	0	0.000	0	0	0	0.000	0	0.000	0	0.000	0	0	0	
(2) Individuals/Hindu undivided Family			2	133700	0	0	133700	1.140	133700	0	133700	1.140	0	0.000	0	0.000	0	0.000	83700	
PROMOTER SANDEEP DAGA			0	35200	0	0	35200	0.300	35200	0	35200	0.300	0	0.000	0	0.000	0	0.000	35200	
PROMOTER TARA DEVISONI			0	98500	0	0	98500	0.840	98500	0	98500	0.840	0	0.000	0	0.000	0	0.000	48500	
Central Government/State Government(s)			0	0	0	0	0	0.000	0	0	0	0.000	0	0.000	0	0.000	0	0.000	0	
(3) Financial Institutions/Banks			0	0	0	0	0	0.000	0	0	0	0.000	0	0.000	0	0.000	0	0.000	0	
(4) Any Other Bodies Corporate			13	6819800	0	0	6819800	58.136	6819800	0	6819800	58.136	0	0.000	0	0.000	0	0.000	0	
ERDANT SALES PRIVATE LIMITED			0	272000	0	0	272000	2.319	272000	0	272000	2.319	0	0.000	0	0.000	0	0.000	272000	
EXTREME SUPPLIER PVT. LIMITED			0	553200	0	0	553200	4.716	553200	0	553200	4.716	0	0.000	0	0.000	0	0.000	171200	
PRIVATE LIMITED KRISTEN TIEUP			0	1648000	0	0	1648000	14.049	1648000	0	1648000	14.049	0	0.000	0	0.000	0	0.000	1648000	
PRIVATE LIMITED MANGALRASHI			0	272000	0	0	272000	2.319	272000	0	272000	2.319	0	0.000	0	0.000	0	0.000	272000	
PRIVATE LIMITED COMMOTRADE			0	272000	0	0	272000	2.319	272000	0	272000	2.319	0	0.000	0	0.000	0	0.000	272000	
PRIVATE LIMITED MARKS N GLIX AUTOMOTIVES			0	1324000	0	0	1324000	11.287	1324000	0	1324000	11.287	0	0.000	0	0.000	0	0.000	1324000	
PRIVATE LIMITED MARKS N GLIX			0	272000	0	0	272000	2.319	272000	0	272000	2.319	0	0.000	0	0.000	0	0.000	272000	
PRIVATE LIMITED MOTORS PRIVATE LIMITED			0	272000	0	0	272000	2.319	272000	0	272000	2.319	0	0.000	0	0.000	0	0.000	272000	
PRIVATE LIMITED MIRWALKUNI SALES LIMITED			0	272000	0	0	272000	2.319	272000	0	272000	2.319	0	0.000	0	0.000	0	0.000	272000	
PRIVATE LIMITED PANCHRATAN			0	272000	0	0	272000	2.319	272000	0	272000	2.319	0	0.000	0	0.000	0	0.000	272000	
PRIVATE LIMITED MERCANTILE			0	272000	0	0	272000	2.319	272000	0	272000	2.319	0	0.000	0	0.000	0	0.000	272000	
PRIVATE LIMITED PURPOSIVE			0	576800	0	0	576800	4.917	576800	0	576800	4.917	0	0.000	0	0.000	0	0.000	576800	
TRADERS PVT LTD			0	272000	0	0	272000	2.319	272000	0	272000	2.319	0	0.000	0	0.000	0	0.000	272000	
RUDRAMUKHI VINTRADE LIMITED			0	133800	0	0	133800	1.141	133800	0	133800	1.141	0	0.000	0	0.000	0	0.000	133750	
SATYAM PROJECTS LIMITED			0	272000	0	0	272000	2.319	272000	0	272000	2.319	0	0.000	0	0.000	0	0.000	272000	
SHIVDHARA SUPPLIERS PRIVATE LIMITED			0	272000	0	0	272000	2.319	272000	0	272000	2.319	0	0.000	0	0.000	0	0.000	272000	
TRENDION DISTRIBUTORS			0	680000	0	0	680000	5.797	680000	0	680000	5.797	0	0.000	0	0.000	0	0.000	680000	
PRIVATE LIMITED Trusts			0	0	0	0	0	0.000	0	0	0	0.000	0	0.000	0	0.000	0	0.000	0	
Cleaning Members			0	0	0	0	0	0.000	0	0	0	0.000	0	0.000	0	0.000	0	0.000	0	
Sub-Total (A)(1)			15	6953500	0	0	6953500	59.276	6953500	0	6953500	59.276	0	0.000	0	0.000	0	0.000	6521350	
Foreign Individuals (Non-Resident)			0	0	0	0	0	0.000	0	0	0	0.000	0	0.000	0	0.000	0	0.000	0	
Individuals/Foreign Individuals			0	0	0	0	0	0.000	0	0	0	0.000	0	0.000	0	0.000	0	0.000	0	
(a) Government			0	0	0	0	0	0.000	0	0	0	0.000	0	0.000	0	0.000	0	0.000	0	
(b) Institutions			0	0	0	0	0	0.000	0	0	0	0.000	0	0.000	0	0.000	0	0.000	0	
Foreign Portfolio Investor			0	0	0	0	0	0.000	0	0	0	0.000	0	0.000	0	0.000	0	0.000	0	
(d) Any Other OCS			0	0	0	0	0	0.000	0	0	0	0.000	0	0.000	0	0.000	0	0.000	0	
(e) QFI - Individual			0	0	0	0	0	0.000	0	0	0	0.000	0	0.000	0	0.000	0	0.000	0	
QFI - Corporate			0	0	0	0	0	0.000	0	0	0	0.000	0	0.000	0	0.000	0	0.000	0	
Sub-Total (A)(2)			0	0	0	0	0	0.000	0	0	0	0.000	0	0.000	0	0.000	0	0.000	0	





**Table III - Statement showing shareholding pattern of the Public shareholder**

Category & Name of shareholders (i)	PAN (ii)	Nos. of shareholder (iii)	No. of fully paid up equity shares held (iv)	No. of partly paid-up equity shares held (v)	Nos. of shares underlying Depository Receipt (vi)	Total nos. shares held (vii) = (v) + (vi)	Shareholding as a % calculated as per SCRR, 1957 (viii) = (vii) / (i) * 100	Number of Voting Rights held in each class of securities (ix)			No. of Shares Underlying Outstanding convertible securities (including Warrants) (x)	Shareholding as a % assuming full conversion of convertible securities (as a percentage of diluted share capital) (xi) = (x) / (i) * 100	Number of Locked In shares (xii)		Number of Shares pledged or otherwise encumbered (xiii)	Number of equity shares held in dematerialized form (xiv)	Sub-categorization of shares (xv)				
								No. of Voting Rights		Total as a % of Voting rights			No. (a)	As a % of total held (b)			No. (a)	As a % of total Shares held (b)	Sub-category (i)	Sub-category (ii)	Sub-category (iii)
								Class x	Class y												
Institutions (1) (Domestic)		0	0	0	0	0	0.000	0	0	0	0	0.000	0	0	0	0					
Mutual Funds (e)		0	0	0	0	0	0.000	0	0	0	0	0.000	0	0	0	0					
Venture Capital Funds (b)		0	0	0	0	0	0.000	0	0	0	0	0.000	0	0	0	0					
Alternate Investment Funds (c)		0	0	0	0	0	0.000	0	0	0	0	0.000	0	0	0	0					
Financial Institutions (d) Institutions/Banks		0	0	0	0	0	0.000	0	0	0	0	0.000	0	0	0	0					
Financial Institutions Banks		0	0	0	0	0	0.000	0	0	0	0	0.000	0	0	0	0					
Insurance Companies (e)		0	0	0	0	0	0.000	0	0	0	0	0.000	0	0	0	0					
Provident Funds/Pension Funds (f)		0	0	0	0	0	0.000	0	0	0	0	0.000	0	0	0	0					
Asset Reconstruction Companies (g)		0	0	0	0	0	0.000	0	0	0	0	0.000	0	0	0	0					
Sovereign Wealth Funds (h)		0	0	0	0	0	0.000	0	0	0	0	0.000	0	0	0	0					
NBFCs registered with RBI (i)		0	0	0	0	0	0.000	0	0	0	0	0.000	0	0	0	0					
Other Financial Institutions (j)		0	0	0	0	0	0.000	0	0	0	0	0.000	0	0	0	0					
Any Other (k)		0	0	0	0	0	0.000	0	0	0	0	0.000	0	0	0	0					
Sub-Total (B)(1)		0	0	0	0	0	0.000	0	0	0	0	0.000	0	0	0	0					
Institutions (Foreign) (2)		0	0	0	0	0	0.000	0	0	0	0	0.000	0	0	0	0					
Foreign Direct Investment (a)		0	0	0	0	0	0.000	0	0	0	0	0.000	0	0	0	0					
Foreign Venture Capital Investors (b)		0	0	0	0	0	0.000	0	0	0	0	0.000	0	0	0	0					
Sovereign Wealth Funds (c)		0	0	0	0	0	0.000	0	0	0	0	0.000	0	0	0	0					
Foreign Portfolio Investors (d)		0	0	0	0	0	0.000	0	0	0	0	0.000	0	0	0	0					
Category I		0	0	0	0	0	0.000	0	0	0	0	0.000	0	0	0	0					
Category II		0	0	0	0	0	0.000	0	0	0	0	0.000	0	0	0	0					
Overseas Depositors (holding DRs)/(balancing figure) (e)		0	0	0	0	0	0.000	0	0	0	0	0.000	0	0	0	0					
Any Other (f)		0	0	0	0	0	0.000	0	0	0	0	0.000	0	0	0	0					
QFI Corporate FPI - CORPORATE - CAT-III		0	0	0	0	0	0.000	0	0	0	0	0.000	0	0	0	0					
Sub-Total (B)(2)		0	0	0	0	0	0.000	0	0	0	0	0.000	0	0	0	0					










**Table IV - Statement showing shareholding pattern of the Non Promoter - Non Public shareholder**

Category & Name of shareholders (f)	PAN (i)	Nos. of shareholders (ii)	No. of fully paid up equity shares held (IV)	No. of partly paid-up equity shares held (V)	Nos. of shares underlying Depository Receipt (VI)	Total nos. shares held (VII) = (IV)+(V)+(VI)	Shareholding % calculated as per SCRR, 1957 As a % of (A+B+C2) (VIII)	Number of Voting Rights held in each class of securities (IX)			No. of Shares Underlying Outstanding convertible securities (including Warrants) (X)	Shareholding as a % assuming full conversion of convertible securities (as a percentage of diluted share capital) (XI) = (VII)+(X) as a % of (A+B+C)	Number of Locked in shares (XII)		Number of Shares pledged or otherwise encumbered (XIII)	Number of equity shares held in dematerialized form (XIV)
								No. of Voting Rights					No. (a)	As a % of total Shares held (b)		
								Class x	Class y	Total					Total % of Total Voting rights	
(1) Custodian DR Holder																
(2) Employee Benefit Trust (under SEBI (share based Employee Benefit) Regulations, 2014)																
Total Non-Promoter - Non-Public Shareholding (C)=(1)+(2)																



**Table V - Statement showing shareholding details of significant beneficial owner**

Details of the significant beneficial owner (I)			Details of the registered owner (II)			Details of holding/ exercise of right of the SBO in the reporting company, whether direct or indirect : (III) Whether by virtue of:						
Sr No.	Name	PAN/Passport No. in case of a foreign national	Nationality	Name	PAN/Passport No. in case of a foreign national	Nationality	Shares %	Voting rights %	Rights on distributable dividend or any other distribution %	Exercise of control	Exercise of significant influence	Date of creation / acquisition of significant beneficial interest (IV)



Format of holding of specified securities

Annexure - I

1 **Name of Listed Entity : GARBI FINVEST LTD.**

2 Scrip Code/Name of Scrip/Class of Security :

3 Share Holding Pattern Filed under: Reg. 31(1) ( b ) : **Quarter Ended 30/09/2024**

4 Declaration:

	Particulars	Yes	No
1	Whether the Listed Entity has issued any partly paid up shares		NO
2	Whether the Listed Entity has issued any Convertible Securities or Warrants?		NO
3	Whether the Listed Entity has any shares against which depository receipt are issued?		NO
4	Whether the Listed Entity has any shares in locked-in?		NO
5	Whether any shares held by promoters are pledge or otherwise encumbered?		NO

5 The tabular format for disclosure of holding of specified securities is as follows:-



**Table I - Summary Statement holding of specified securities**

Category (i)	Category of shareholder (ii)	No. of shares held (iii)	No. of fully paid-up equity shares held (iv)	No. of partly paid-up equity shares held (v)	No. of shares underlying Depository Receipt (vi)	Total nos. shares held (vii) = (iv) + (v) + (vi)	Shareholding as a % of total no. of shares (calculated as per SCRR, 1987) (viii) As a % of (A+B+C2)	Number of Voting Rights held in each class of securities (ix)			No. of Shares Underlying convertible securities (including Warrants) (x)	Shareholding as a % assuming full conversion of convertible securities (as a percentage of diluted share capital) (xi) = (viii + x) as a % of (A+B+C)	Number of Locked in shares (xii)		Number of Shares pledged or otherwise encumbered (xiii)		Number of equity shares held in dematerialized form (xiv)	
								No. of Voting Rights					Total as a % of (A+B+C)	No.	As a % of total Shares held (b)	No.		As a % of total Shares held (b)
								Class eg: x	Class eg: y	Total								
	Promoter &																	
(A)	Promoter Group	15	6953500	0	0	6953500	59.276	0	6953500	59.276	0	0.000	0	0.000	0	0.000	6521350	
(B)	Public	3549	4777180	0	0	4777180	40.724	0	4777180	40.724	0	0.000	0	0.000	0	0.000	4093240	
(C)	Non Promoter - Non Public																	
(C1)	Shares underlying DRS																	
(C2)	Shares held by Employee Trusts																	
	<b>TOTAL</b>	<b>3564</b>	<b>11730680</b>	<b>0</b>	<b>0</b>	<b>11730680</b>	<b>100.000</b>	<b>0</b>	<b>11730680</b>	<b>100.000</b>	<b>0</b>	<b>0.000</b>	<b>0</b>	<b>0.000</b>	<b>0</b>	<b>0.000</b>	<b>10614590</b>	



**Table II - Statement showing shareholding pattern of the Promoter and Promoter Group**

Category & Name of shareholders (i)	Entity type i.e. promoter (ii)	PAN (iii)	No. of shareholders (iii)	No. of fully paid-up equity shares held (iv)	No. of partly paid-up equity shares held (v)	No. of underlying Depository Receipt (vi)	Total nos. shares held (vii) = (iv)+(v)+(vi)	Shareholding % calculated as per SCRR, 1987 As a % of (A+B+C) (viii)	Number of Voting Rights held in each class of securities (ix)			Total as a % of Total Voting rights (x)	No. of Shares Outstanding convertible securities (including Warrants) (xi)	Shareholding as a % of convertible securities (as a percentage of diluted share capital) (xii) = (vii)/(A+B+C)	Number of Locked in shares (xiii)		Number of Shares pledged or otherwise encumbered (xiii)		Number of equity shares held in dematerialized form (xiv)
									Class		As a % of total shares held (b)				No. (a)	As a % of total shares held (b)	No. (a)	As a % of total shares held (b)	
									x	y									
(1) Indian			0	0	0	0	0	0.000	0	0	0	0.000	0	0.000	0	0.000	0	0	0
(2) Individuals/Hindu undivided Family			2	133700	0	0	133700	1.140	133700	0	133700	1.140	0	1.140	0	0.000	0	0.000	83700
PROMOTER	ADIPDEB75A		0	35200	0	0	35200	0.300	35200	0	35200	0.300	0	0.300	0	0.000	0	0.000	35200
PROMOTER	APMP5816H		0	98500	0	0	98500	0.840	98500	0	98500	0.840	0	0.840	0	0.000	0	0.000	48500
(b) Government/State Government(s)			0	0	0	0	0	0.000	0	0	0	0.000	0	0.000	0	0.000	0	0.000	0
(c) Financial Institutions/Banks			0	0	0	0	0	0.000	0	0	0	0.000	0	0.000	0	0.000	0	0.000	0
(d) Any Other Bodies Corporate			13	6819800	0	0	6819800	58.136	6819800	0	6819800	58.136	0	58.136	0	0.000	0	0.000	6437650
ERDANT SALES PRIVATE LIMITED	AACCE2948I		0	272000	0	0	272000	2.319	272000	0	272000	2.319	0	2.319	0	0.000	0	0.000	272000
EXTREME SUPPLIER PVT. LIMITED	AABCE8378B		0	553200	0	0	553200	4.716	553200	0	553200	4.716	0	4.716	0	0.000	0	0.000	171200
PRIVATE LIMITED	AACCC9172A		0	1648000	0	0	1648000	14.049	1648000	0	1648000	14.049	0	14.049	0	0.000	0	0.000	1648000
MARKS N GLIX AUTOMOTIVES PRIVATE LIMITED	AAICA2105K		0	1324000	0	0	1324000	11.287	1324000	0	1324000	11.287	0	11.287	0	0.000	0	0.000	1324000
MOTORS PRIVATE LIMITED	AAFCM5831R		0	272000	0	0	272000	2.319	272000	0	272000	2.319	0	2.319	0	0.000	0	0.000	272000
MIRWALKUNI SALES LIMITED	AAECN0439K		0	272000	0	0	272000	2.319	272000	0	272000	2.319	0	2.319	0	0.000	0	0.000	272000
PANCHRATAN MERCANTILE PRIVATE LIMITED	AAFCP4281Q		0	272000	0	0	272000	2.319	272000	0	272000	2.319	0	2.319	0	0.000	0	0.000	272000
PURPOSIVE TRADERS PVT LTD	AAECP3088M		0	576800	0	0	576800	4.917	576800	0	576800	4.917	0	4.917	0	0.000	0	0.000	576800
RUDRAMUKHI VINTRADE LIMITED	AAFCR0464F		0	272000	0	0	272000	2.319	272000	0	272000	2.319	0	2.319	0	0.000	0	0.000	272000
SATYAM PROJECTS LIMITED	AAECS073Q		0	133800	0	0	133800	1.141	133800	0	133800	1.141	0	1.141	0	0.000	0	0.000	133750
SHIVDHARA SUPPLIERS PRIVATE LIMITED	AANCS5205M		0	272000	0	0	272000	2.319	272000	0	272000	2.319	0	2.319	0	0.000	0	0.000	272000
TRENDION DISTRIBUTORS PRIVATE LIMITED	AACT2786M		0	680000	0	0	680000	5.797	680000	0	680000	5.797	0	5.797	0	0.000	0	0.000	680000
Trusts			0	0	0	0	0	0.000	0	0	0	0.000	0	0.000	0	0.000	0	0.000	0
Cleaning Members			0	0	0	0	0	0.000	0	0	0	0.000	0	0.000	0	0.000	0	0.000	0
Sub-Total (A)(1)			15	6953500	0	0	6953500	59.276	6953500	0	6953500	59.276	0	59.276	0	0.000	0	0.000	6521350
(2) Foreign			0	0	0	0	0	0.000	0	0	0	0.000	0	0.000	0	0.000	0	0.000	0
Individuals (Non-Resident)			0	0	0	0	0	0.000	0	0	0	0.000	0	0.000	0	0.000	0	0.000	0
Individuals/Foreign (Individuals)			0	0	0	0	0	0.000	0	0	0	0.000	0	0.000	0	0.000	0	0.000	0
(b) Government			0	0	0	0	0	0.000	0	0	0	0.000	0	0.000	0	0.000	0	0.000	0
(c) Institutions			0	0	0	0	0	0.000	0	0	0	0.000	0	0.000	0	0.000	0	0.000	0
Foreign Portfolio Investor			0	0	0	0	0	0.000	0	0	0	0.000	0	0.000	0	0.000	0	0.000	0
(d) Any Other			0	0	0	0	0	0.000	0	0	0	0.000	0	0.000	0	0.000	0	0.000	0
(e) OCS			0	0	0	0	0	0.000	0	0	0	0.000	0	0.000	0	0.000	0	0.000	0
QFI - Individual			0	0	0	0	0	0.000	0	0	0	0.000	0	0.000	0	0.000	0	0.000	0
QFI - Corporate			0	0	0	0	0	0.000	0	0	0	0.000	0	0.000	0	0.000	0	0.000	0
Sub-Total (A)(2)			0	0	0	0	0	0.000	0	0	0	0.000	0	0.000	0	0.000	0	0.000	0

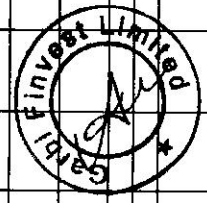


Total Shareholding of Promoter and Promoter Group (A)=(A1)+(A2)																			
	15	6953500	0	0	6953500	59.276	6953500	0	6953500	0	6953500	59.276	0	6953500	59.276	0	0.000	0	0.000
																			6521350



**Table III - Statement showing shareholding pattern of the Public shareholder**

Category & Name of shareholders (i)	PAN (ii)	Nos. of shareholder (iii)	No. of fully paid up equity shares held (iv)	No. of partly paid-up equity shares held (v)	Nos. of shares underlying Depository Receipt (vi)	Total nos. shares held (vii) = (v) + (vi)	Shareholding as a % calculated as per SCRR, 1957 (viii) = (vii) / (i) * 100	Number of Voting Rights held in each class of securities (ix)			No. of Shares Underlying Outstanding convertible securities (including Warrants) (x)	Shareholding as a % assuming full conversion of convertible securities (as a percentage of diluted share capital) (xi) = (x) / (A+B+C)	Number of Locked In shares (xii)		Number of Shares pledged or otherwise encumbered (xiii)	Number of equity shares held in dematerialized form (xiv)	Sub-categorization of shares (xv)				
								No. of Voting Rights		Total as a % of Voting rights			No. (a)	As a % of total held (b)			No. (a)	As a % of total Shares held (b)	Sub-category (i)	Sub-category (ii)	Sub-category (iii)
								Class x	Class y												
Institutions (1) (Domestic)		0	0	0	0	0	0.000	0	0	0	0	0.000	0	0	0	0					
Mutual Funds (e)		0	0	0	0	0	0.000	0	0	0	0	0.000	0	0	0	0					
Venture Capital Funds (b)		0	0	0	0	0	0.000	0	0	0	0	0.000	0	0	0	0					
Alternate Investment Funds (c)		0	0	0	0	0	0.000	0	0	0	0	0.000	0	0	0	0					
Financial Institutions/Banks (d)		0	0	0	0	0	0.000	0	0	0	0	0.000	0	0	0	0					
Financial Institutions/Banks		0	0	0	0	0	0.000	0	0	0	0	0.000	0	0	0	0					
Insurance Companies		0	0	0	0	0	0.000	0	0	0	0	0.000	0	0	0	0					
Provident Funds/Pension Funds		0	0	0	0	0	0.000	0	0	0	0	0.000	0	0	0	0					
Asset Reconstruction Companies		0	0	0	0	0	0.000	0	0	0	0	0.000	0	0	0	0					
Sovereign Wealth Funds		0	0	0	0	0	0.000	0	0	0	0	0.000	0	0	0	0					
NBFCs registered with RBI		0	0	0	0	0	0.000	0	0	0	0	0.000	0	0	0	0					
Other Financial Institutions		0	0	0	0	0	0.000	0	0	0	0	0.000	0	0	0	0					
Any Other		0	0	0	0	0	0.000	0	0	0	0	0.000	0	0	0	0					
Sub-Total (B)(1)		0	0	0	0	0	0.000	0	0	0	0	0.000	0	0	0	0					
Institutions (Foreign)		0	0	0	0	0	0.000	0	0	0	0	0.000	0	0	0	0					
Foreign Direct Investment		0	0	0	0	0	0.000	0	0	0	0	0.000	0	0	0	0					
Foreign Venture Capital Investors		0	0	0	0	0	0.000	0	0	0	0	0.000	0	0	0	0					
Sovereign Wealth Funds		0	0	0	0	0	0.000	0	0	0	0	0.000	0	0	0	0					
Foreign Portfolio Investors		0	0	0	0	0	0.000	0	0	0	0	0.000	0	0	0	0					
Category I		0	0	0	0	0	0.000	0	0	0	0	0.000	0	0	0	0					
Category II		0	0	0	0	0	0.000	0	0	0	0	0.000	0	0	0	0					
Overseas Depositors (holding DRs)/(balancing figure)		0	0	0	0	0	0.000	0	0	0	0	0.000	0	0	0	0					
Any Other		0	0	0	0	0	0.000	0	0	0	0	0.000	0	0	0	0					
QFI Corporate		0	0	0	0	0	0.000	0	0	0	0	0.000	0	0	0	0					
FPI - CORPORATE - CAT-III		0	0	0	0	0	0.000	0	0	0	0	0.000	0	0	0	0					
Sub-Total (B)(2)		0	0	0	0	0	0.000	0	0	0	0	0.000	0	0	0	0					










**Table IV - Statement showing shareholding pattern of the Non Promoter - Non Public shareholder**

Category & Name of shareholders (f)	PAN (g)	Nos. of shareholders (h)	No. of fully paid up equity shares held (i)	No. of partly paid-up equity shares held (j)	Nos. of shares underlying Depository Receipt (k)	Total nos. shares held (l) = (j)+(k)+(m)	Shareholding % calculated as per SCRR, 1957 As a % of (A+B+C2) (m)	Number of Voting Rights held in each class of securities (n)			No. of Shares Underlying Outstanding convertible securities (including Warrants) (o)	Shareholding as a % assuming full conversion of convertible securities (as a percentage of diluted share capital) (X) = (VII)+(X) as a % of (A+B+C)	Number of Locked in shares (p)		Number of Shares pledged or otherwise encumbered (q)	Number of equity shares held in dematerialized form (r)
								No. of Voting Rights					No. (a)	As a % of total Shares held (b)		
								Class x	Class y	Total					Total % of Total Voting rights	
(1) Custodian DR Holder																
(2) Employee Benefit Trust (under SEBI (share based Employee Benefit) Regulations, 2014)																
Total Non-Promoter - Non-Public Shareholding (C) = (C1)+(C2)																



**Table V - Statement showing shareholding details of significant beneficial owner**

Details of the significant beneficial owner (I)			Details of the registered owner (II)			Details of holding/ exercise of right of the SBO in the reporting company, whether direct or indirect : (III) Whether by virtue of:						
Sr No.	Name	PAN/Passport No. in case of a foreign national	Nationality	Name	PAN/Passport No. in case of a foreign national	Nationality	Shares %	Voting rights %	Rights on distributable dividend or any other distribution %	Exercise of control	Exercise of significant influence	Date of creation / acquisition of significant beneficial interest (IV)

