

GARBI FINVEST LIMITED

(Formerly Golden Properties & Traders Ltd)

CIN: L65100MH1982PLC295894

Regd. Off: Office No.F114,1st Floor,Nahar and Seth Ind.Estate,Chakala Road, Near P and G Plaza, Andheri East,Mumbai,Maharashtra-400 099

Email: garbifinvest@gmail.com, rupesh_markvision@yahoo.co.in; website: www.gptl.in(M)-9830012564

16.12.2022

The Secretary, Listing Department
BSE Limited
Puroze Jeejeebhoy Towers,
Dalal Street, Mumbai
Maharashtra 400001
Security Code: 539492

The Listing Department
The Calcutta Stock Exchange Ltd
7, Lyons Range,
Kolkata - 700 001
West Bengal
Scrip Code: 017148

Dear Sir/ Madam,

Sub: Outcome of Board Meeting & Declaration of Quarterly Financial Result

This is pursuant to Regulation 33 read with Regulation 30 of SEBI (Listing Obligations & Disclosure Requirement) Regulations, 2015. Please note that the Board Meeting for adoption of unaudited financial results for quarter ended **September 30, 2022** and Limited Review Report over the same by Statutory Auditors of the Company was held on December 16, 2022 from 2.30 P.M. to 04:00 P.M.

Further, the Unaudited Financial Result alongwith Limited Review Report on the same pursuant to Regulation 33 of the SEBI (Listing Obligations & Disclosure Requirement) Regulations, 2015 for the quarter ended **September 30, 2022** has been attached herewith for your records.

Thanking You.

For Garbi Finvest Ltd.



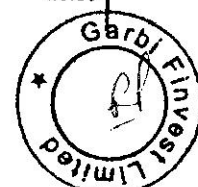
Rupesh Kumar Pandey
Managing Director
(DIN: 00150561)

GARBI FINVEST LIMITED
CIN: L65100MH1982PLC295894

Regd. Offc: F-114, 1st Floor, Nahar and Seth Ind.Estate, Chakala Road, Near P and G Plaza, Andheri East, Mumbai-400099
Email: garbifinvest@gmail.com; website: www.gptl.in

Statement of Unaudited Financial Results for the quarter and half year ended 30th September, 2022
(Rs. In lacs)

Sl. No.	Particulars	Quarter Ended			Half Year Ended		Year ended
		Sep 30, 2022 (Unaudited)	June 30, 2022 (Unaudited)	Sep 30, 2021 (Unaudited)	Sep 30, 2022 (Unaudited)	Sep 30, 2021 (Unaudited)	Mar 31, 2022 (Audited)
1	Revenue from Operations						
	(a) Revenue from Operations	125.24	55.92	923.80	181.16	1,782.41	3652.81
	(b) Other income	-	-	-	-	12.74	-
	Total income from operations (Net)	125.24	55.92	923.80	181.16	1,795.15	3,652.81
2	Expenses						
	(a) Cost of materials consumed	-	-	-	-	-	-
	(b) Purchases of Stock-in-trade	-	-	-	-	-	-
	(c) Changes in inventories of finished goods, work-in-progress and Stock-in-Trade	-	-	-	-	-	-
	(d) Employee benefits expense	15.51	13.61	12.99	29.12	27.06	54.15
	(e) Depreciation and amortisation expenses	-	0.19	0.13	0.19	0.26	0.55
	(h) Finance Cost	-	-	-	-	-	-
	(l) Other expenses	5.70	7.90	10.86	13.60	32.64	57.81
	(j) Impairment loss on financial instruments	-	-	-	-	317.80	417.72
3	Total Expenses	21.21	21.70	23.98	42.91	377.76	830.24
4	Profit/ (Loss) before exceptional and Tax (1-3)	104.03	34.22	899.83	138.25	1,417.40	3,122.57
5	Exceptional Items	-	-	-	-	-	-
6	Profit/ (Loss) before Tax (4-5)	104.03	34.22	899.83	138.25	1,417.40	3,122.57
7	Tax expense						
	- Current Tax	15.81	-	3.75	15.81	3.75	43.86
	- Deferred Tax (Asset) / Liability	10.81	10.81	212.35	21.62	348.44	111.17
	- Tax pertaining to prior years	-	-	-	-	-	-
8	Profit (Loss) for the period from continuing operations (6-7)	77.41	23.41	683.72	100.82	1,065.20	2,967.54
9	Profit/(loss) from discontinued operations	-	-	-	-	-	-
10	Tax expenses of discontinued operations	-	-	-	-	-	-
11	Profit/(loss) from Discontinued operations (after tax) (9-10)	-	-	-	-	-	-
12	Profit/(loss) for the period (8+11)	77.41	23.41	683.72	100.82	1,065.20	2,967.54
13	Other Comprehensive Income						
	A. (i) Items that will not be reclassified to profit or loss	-	-	-	-	-	-
	(ii) Income tax relating to items that will not be reclassified to profit or loss	-	-	-	-	-	-
	B(i) Debt Instruments through Other Comprehensive Income	-	-	-	-	-	-
	(ii) Income tax relating to items that will be reclassified to profit or loss	-	-	-	-	-	-
14	Total Comprehensive Income for the period Comprising Profit/(Loss) and (Other comprehensive Income for the period) (12+13)	77.41	23.41	683.72	100.82	1,065.20	2,967.54
15	Earning per share (of Rs. 10/- each) (for continuing operations)						
	- Basic	0.66	0.20	5.83	0.66	9.08	25.30
	- Diluted	0.66	0.20	5.83	0.66	9.08	25.30




16	Earning per share (of Rs. 10/- each) discontinued operations) - Basic - Diluted	(for	-	-	-	-	-	-
17	Earning per share (of Rs. 10/- each) discontinued and continuing operations) - Basic - Diluted	(for	0.66 0.66	0.20 0.20	5.83 5.83	0.66 0.66	9.08 9.08	25.30 25.30
18	Paid-up equity share capital (Face Value- Rs. 10/-)		1,173.07	1,173.07	1,173.07	1,173.07	1,173.07	1173.07
19	Reserve excluding revaluation Reserves as per Balance Sheet of previous accounting year							5659.27

Notes:

- The above Results were approved by Audit Committee at its meeting held on 16/12/2022 and taken on record by Board of Directors at its meeting held on 16/12/2022. The above financial results were also reviewed by the Statutory Auditors.
- The Company operates predominantly only in one sector i.e. Non-Banking Financial Activities, therefore there are no reportable segments as per Ind AS 108.
- This Statement has been prepared in accordance with the Companies (Indian Accounting Standards) Rules, 2015 (Ind AS) prescribed under section 133 of the Companies Act, 2013 and other recognised accounting practices and policies to the extent applicable.
- Corresponding previous year/ period figures have been rearranged/ regrouped wherever necessary.

For and on behalf of Directors

Rupesh Kumar Pandey
Managing Director
(DIN: 00150561)



GARBI FINVEST LTD.

CIN: L65100MH1982PLC295894

Regd. Offc: F-114, 1st Floor, Nahar and Seth Ind.Estate, Chakala Road, Near P and G Plaza, Andheri East, Mumbai-400099

Email: garbifinvest@gmail.com; website: www.gptl.in

Statement of Asset and Liabilities as on September 30, 2022

(Rs. in Lakhs)

Sl. No.	Particulars	As at 30.09.2022 (Unaudited)	As at 31.03.2022 (Audited)
A	ASSETS		
1	Financial Asset		
	Cash and cash equivalents	4.88	54.00
	Bank balances other than (iii) above		
	Trade receivables	26.00	
	Loans	2,527.16	3,004.33
	Investments	4,490.97	4,040.87
	Others financial assets	77.07	
	Total Financial Assets	7,126.09	7,099.20
2	Non-Financial Asset		
	Current Assets (Net)		
	Deferred tax assets (net)	-	-
	Property, Plant and Equipment	0.58	0.34
	Other Intangible assets		
	Intangible assets under development		
	Other non-financial assets		
	Total Non-Financial Assets	0.58	0.34
	TOTAL ASSETS	7,126.67	7,099.54
B	EQUITY & LIABILITY		
1	Equity		
	Equity Share Capital	1,173.07	1,173.07
	Other Equity	5,760.08	5,659.26
	Total Equity	6,933.15	6,832.33
2	Liabilities		
2.1	Financial Liabilities		
	Payables		
	Trade Payables		
	(i) total outstanding dues of micro and small enterprises	-	-
	(ii) total outstanding dues of creditors other than micro and small enterprises	-	-
	Debt Securities	-	-
	Borrowings (Other than Debt Securities)	-	-
	Other financial liabilities	0.92	112.03
	Total Financial Liabilities	0.92	112.03
2.2	Non-Financial Liabilities		
	Current Tax Liabilities (Net)	51.74	35.93
	Deferred Tax Liabilities (Net)	132.66	-
	Provisions	8.21	8.21
	Other non-financial liabilities	-	111.04
	Total Non-Financial Liabilities	192.61	155.18
	Total Liabilities	193.54	267.21
	TOTAL EQUITY & LIABILITY	7,126.68	7,099.54



GARBI FINVEST LIMITED (Formerly known as GOLDEN PROPERTIES & TRADERS LIMITED)

CASH FLOW STATEMENT FOR THE PERIOD ENDED 30TH SEPTEMBER, 2022

(Rs in Lakhs)

S.R No.	PARTICULARS	PERIOD ENDED 30-09-2022		YEAR ENDED 31-03-2022	
		Amount(Rs.)	Amount(Rs.)	Amount(Rs.)	Amount(Rs.)
A.	CASH FLOW FROM OPERATING ACTIVITIES				
	Profit before tax from continuing operations		100.82		3,122.5
	Add : Adjustments for Net Cash Flow				
	Depreciation	0.19		0.55	
	Preliminary Expenses written off				
	Differed Tax Provision	21.62	21.81		0.5
	Less : Adjustments for Net Cash Flow		122.63		3,123.1
	Interest received				
	Dividend Income				
	Provision for Taxation			43.86	
	Dividend received	(15.81)			
	Provision for Standard Asset				
	Profit on sale of investments				
	Net (gain)/Loss arising on Financial Assets measured at FMV through Profit & Loss		(15.81)	12.74	56.6
	Operating Profit before Working Capital changes		138.44		3,066.5
	Working Capital Changes				
	Other Non- Current asset				
	Other Non Financial Assets				
	Trade Payables				
	Other Financial Liabilities			(7.93)	
	Current Tax Net of Payment	(0.07)		20.07	
	Provisions			0.36	
	Loans	(111.06)			
	Trade Receivables	400.09		243.53	
		(26.00)			
	Cash generated from Operations		262.97		256.03
	Income Tax Paid		401.41		3,322.55
	Extra-ordinary items				
	Provision for Income tax of earlier year				
	NET CASH FLOW FROM OPERATING ACTIVITIES		401.41		3,322.55
B.	CASH FLOW FROM INVESTING ACTIVITIES				
	Interest received				
	Dividend received			1.00	
	Sale of investments			105.63	
	Purchase of investments	(450.10)		(3,397.68)	
	Share Application Money refunded				
	Purchase of Fixed Assets	(0.43)	(450.54)		(3,291.05)
	NET CASH USED IN INVESTING ACTIVITIES		(450.54)		(3,291.05)
C.	CASH FLOW FROM FINANCING ACTIVITIES				
	Securities Premium account				
	Proceeds of share capital				
	NET CASH USED IN FINANCING ACTIVITIES				
	NET INCREASE IN CASH AND CASH EQUIVALENTS (A + B + C)		(49.12)		31.50
	OPENING CASH & CASH EQUIVALENTS		54.00		22.50
	CLOSING CASH & CASH EQUIVALENTS		4.88		54.00





SANJAY MURARKA & ASSOCIATES

Chartered Accountants

N-11/58 IInd Floor, Flat No. 202,
Ashray Dham Apartment
Opp. Gate No.2, Hanuman Temple,
Banaras Railway Station, Varanasi-221010
Tele : 0542- 2361104 (O)
e-mail : murarka27sanjay@gmail.com
workcaatr@gmail.com

Independent Auditors' Review Report on the Review of Interim Financial Results

To,

The Board of Directors of

Garbi Finvest Ltd (formally known as Golden Properties & Traders Limited)

Limited Review of the unaudited Financial Results for the Quarter ended 30th September, 2022:

We have reviewed the accompanying statements of unaudited financial results of GARBI FINVEST LIMITED (Formally Known as Golden Properties & Traders Limited) for the quarter ended 30th September, 2022 ("the statement"), being submitted by the company pursuant to the requirement of the Regulation 33 of the SEBI (Listing Obligations Disclosure requirements) Regulations, 2015, as amended ("Listing Regulations")

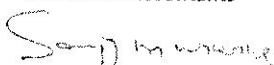
This statement, which is the responsibility of the company's Management and approved by the company's Board of Directors, has been prepared in accordance with the recognition and measurement principles laid down in the Indian Accounting Standard (Ind As) 34 "Interim Financial reporting", prescribed under section 133 of the Companies Act, 2013 read with relevant rules issued thereunder and other accounting principles generally accepted in India and in compliance with Regulation 33 of Listing Regulations. Our responsibility is to express a conclusion on these financial statements based on our review.

We conducted our review of the statement in accordance with the Standard on Review Engagement (SRE) 2410 "Review of Interim Financial Information performed by the Independent Auditor of the Entity". Issued by the Institute of Chartered Accountants of India. This standard requires that we plan and perform the review to obtain moderate assurance as to whether the financial statements are free from material misstatement. A review of interim financial information consists of making inquiries, primarily of the Company's personnel responsible for the financial and accounting matters, and applying analytical and other review procedures. A review is substantially less in scope than an audit conducted in accordance with Standard on Auditing (SA) as specified under section 143(10) of the companies Act, 2013 and consequently does not enable us to obtain assurance that we would become aware of all significant matters that might be identified in an audit. Accordingly, we do not express an audit opinion.

On the basis of our review conducted as above, nothing has come to our attention that causes us to believe that the accompanying statement of unaudited financial results prepared in accordance with applicable Indian accounting Standards Ind As specified under section 133 of the companies Act, 2013 as amended, read with relevant rules issued thereunder and other recognized accounting practices and policies has not disclosed the information required to be disclosed in terms of Regulation 33 of the SEBI (Listing Obligations and Disclosure Requirements) (LODR) Regulations, 2015 including the manner in which it is to be disclosed, or that it contains any material misstatement.

For Sanjay Murarka & Associates

Chartered Accountants


(Sanjay Murarka)

Partner

Membership No. 079678

UDIN:22079678BFNRXD1853

Varanasi, Dated 16th December, 2022

