

NICHE TECHNOLOGIES PRIVATE LIMITED
(REGISTRAR & TRANSFER AGENT)
D-511 BAGREE MARKET, 5TH FLOOR, 71 B. R. B. BASU ROAD, KOLKATA - 700 001
PHONES : 2235-7271/7270/3070 2234-3576 FAX: 2215-6823
E-Mail : nichetechpl@nichetechpl.com

TO WHOMSOEVER IT MAY CONCERN
=====

COMPANY : GOLDEN PROPERTIES & TRADERS LTD.

ISIN : INE721001019

THIS IS TO CERTIFY THE FOLLOWING :

	AS ON 31/12/2015	AS ON 30/09/2015
	-----	-----
TOTAL NSDL POSITION :	9792979	9792990
TOTAL CDSL POSITION :	11	0
TOTAL DEMATERIALISED SHARES :	9792990	9792990
TOTAL PHYSICAL SHARES :	1937690	1937690
TOTAL ISSUED CAPITAL :	11730680	11730680

FOR NICHE TECHNOLOGIES PVT. LTD.
(REGISTRAR & TRANSFER AGENT)

PLACE : KOLKATA

DATE : 01.01.2016

(AUTHORIZED SIGNATORY)




Name of Listed Equity: GOLDEN PROPERTIES & TRADERS LTD.

Scrip Code:

Shareholding Pattern Filed under: Reg. 31(1)(b) Quarter Ended: 31/12/2015

Particulars	Yes	No
1 Whether the Listed Equity has issued any Partly Paid up shares?		No
2 Whether the Listed Equity has issued any Convertible Securities or Warrants?		No
3 Whether the Listed Equity has any shares against which Depository Receipts are issued?		No
4 Whether the Listed Equity has any shares in Locked-in?	Yes	
5 Whether any shares held by Promoters are Pledge or otherwise encumbered?		No

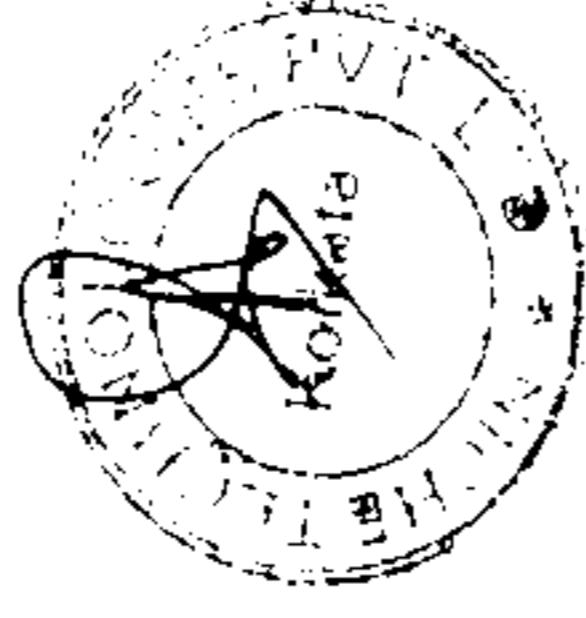


12

12

TABLE I - SUMMARY STATEMENT HOLDERS OF SPECIFIED SECURITIES

Category	Nos. of No. of Fully Paid-up Shares Held		No. of Partly Paid-up Shares Held		Underlying Depository Receipt	Total Nos. Shares Held	Shareholding as per SCRR, 1957 as a % of (A+B+C2)	No. of Voting Rights		Total as a % of total voting rights (X)	Underlying convertible securities (including Warrants) (X)	No. of Shares: Shareholding as: Underlying convertible securities (including Warrants) (X)	No. of Locked in Shares (XII)	Number of Shares: Registered or otherwise encumbered (XIII) Held in demat form
	(I)	(II)	(III)	(IV)				(V)	(VI)					
(A) Promoter & Promoter Group	7303000		7303000			7303000	63.960	7303000	7303000	63.960	63.960	6000000	51.148	6494030
(B) Public	4277680		4277680			4277680	36.040	4277680	4277680	36.040	36.040		5276640	
(C) Non Promoter - Non Public														
(C1) Shares underlying DRs														
(C2) Shares held by Employee Trusts														
TOTAL	11730680		11730680			11730680	100.000	11730680	11730680	100.000	100.000	6000000	51.148	9772970



Date/Name of shareholder group	PAN	Nos. of Shares held	No. of Fully Paid-up Shares	No. of Partly Paid-up Shares	No. of Shares held in Depository Receipts	Total Nos. of Shares held	Shareholding as calculated as per Section 1957 as a % of (A+B+C)	Number of Voting Rights held in each class (X)		No. of Voting Rights	Total as a % of total voting rights (X)	Underlying securities convertible into securities (including share capital) (XI) = (VII)+(X)	% assuming full conversion of convertible securities (as a % of diluted share capital) (XII) = (VII)+(X)+(B)+(C)	Number of Locked in shares (XIII)	Number of Shares pledged or otherwise encumbered (XIII)	Number of Equity Shares held in dematerialized form (XIV)	
								Class A	Class B								
(1) Indian			5	194700		194700	1.660	194700		194700	1.660	1.660				144700	
(a) Individuals/Hindu undivided family																	
SANDEEP DARGA	ADJF08754		35200			35200	0.300	35200		35200	0.300	0.300				35200	
SANJEEB KUMAR AGARWAL	ADPP0112F		21000			21000	0.179	21000		21000	0.179	0.179				21000	
SARITA APARNA	ADSP6178C		40000			40000	0.341	40000		40000	0.341	0.341				40000	
THARA DEVI SURI			30000			30000	0.426	30000		30000	0.426	0.426				30000	
THARA SURI	ADNF5881G		48500			48500	0.413	48500		48500	0.413	0.413				48500	
(b) Central Government/State Government(s)																	
(c) Financial Institutions/Banks																	
(d) Any Other																	
Bodies Corporate		17	730300			730300	62.301	730300		730300	62.301	62.301				6349420	
EDMONT SALES PRIVATE LIMITED	ANDL2948J		272000			272000	2.319	272000		272000	2.319	2.319				272000	
EXTREME SUPPLIER PVT. LIMITED	ANDCE378B		553200			553200	4.716	553200		553200	4.716	4.716				171200	
KONSTEN TRUP PRIVATE LIMITED	ANDK9172A		1648000			1648000	14.049	1648000		1648000	14.049	14.049				1648000	
ANAPALASHI COMPUTERS PRIVATE LIMITED	ANDL0216H		272000			272000	2.319	272000		272000	2.319	2.319				272000	
PARAK HOMES & CONSTRUCTIONS PR ANDJ0214F			272000			272000	2.319	272000		272000	2.319	2.319				272000	
IVANTE LIMITED			952000			952000	8.115	952000		952000	8.115	8.115				952000	
PARAS H CLIX AUTOMOTIVES PRV ANDL0210K			272000			272000	2.319	272000		272000	2.319	2.319				272000	
PARAS H CLIX MOTORS PRIVATE L ANDL0210R			46300			46300	0.379	46300		46300	0.379	0.379				46300	
ADVANCE PAK CONSULTANTS PVT LT ANDL02173C			272000			272000	2.319	272000		272000	2.319	2.319				272000	
HANAUARA VINCENT PRIVATE LIMITED ANDL021749F			272000			272000	2.319	272000		272000	2.319	2.319				272000	
ED			272000			272000	2.319	272000		272000	2.319	2.319				272000	
KURPALA MERCHANDISE PRIVATE L ANDL02159N			272000			272000	2.319	272000		272000	2.319	2.319				272000	
LIMITED			272000			272000	2.319	272000		272000	2.319	2.319				272000	
KURPALAKUMI SALES PRIVATE LTD ANDL021459K			272000			272000	2.319	272000		272000	2.319	2.319				272000	
TEED			272000			272000	2.319	272000		272000	2.319	2.319				272000	
PANCHSANTAN MERCHANTILE PRIVATE ANDL0216281A			272000			272000	2.319	272000		272000	2.319	2.319				272000	
LIMITED			576800			576800	4.917	576800		576800	4.917	4.917				133750	
PURPOSURE TRADERS PVT. LTD.			272000			272000	2.319	272000		272000	2.319	2.319				272000	
REDAKUMARI VENTURE PRIVATE L ANDL021464F			133800			133800	1.141	133800		133800	1.141	1.141				133750	
LIMITED			272000			272000	2.319	272000		272000	2.319	2.319				272000	
SATYAM PROJECTS LIMITED	ANDL02173R		272000			272000	2.319	272000		272000	2.319	2.319				272000	
SUDHAKAR SUPPLIERS PRIVATE L ANDL021020H			680000			680000	5.797	680000		680000	5.797	5.797				680000	
LIMITED			730300			730300	63.960	730300		730300	63.960	63.960				6494150	
TRUSTS																	
Clearing Members																	
Sub-Total-(A)(1)		ZZ	730300			730300	63.960	730300		730300	63.960	63.960				6494150	




TABLE II - STATEMENT SHOWING SHAREHOLDING PATTERNS OF THE PROMOTER AND PROMOTER GROUP

Name of shareholders	Nos. of Shareholders	No. of Fully Paid-up Shares Held	No. of Partly Paid-up Shares Held	No. of Shares Underlying Depository Receipts	Total Nos. Shares Held	Shareholding as per SCRR, 1957 as a % of (A)+(B)+(C)	No. of Voting Rights	Number of Locked in shares (XII)		Number of Shares Held in Equity Shares (XIII)	
								Underlying convertible securities (including warrants) (X)	Underlying convertible securities (including warrants) (X)	Number of Shares Held in Equity Shares (XIII)	Number of Shares Held in Equity Shares (XIII)
(d) Foreign Portfolio Investor											
(e) Any Other FPIs											
Sub-Total (A)(C)											
Total Shareholding of Promoter and Promoter Group (A)+(B)+(C)+(D)											

Sub-Total (A)(C)	7503000	63.960	7503000	7503000	63.960	6000000	51.148	6494150
Total Shareholding of Promoter and Promoter Group (A)+(B)+(C)+(D)								



TABLE III - STATEMENT SHOWING SHAREHOLDING PATTERN OF THE PUBLIC SHAREHOLDER

Category	Name of Shareholders	IPAN	Nos. of Shareholders	No. of Fully Paid-up Shares	No. of Paid-up Equity Shares Held	No. of Underlying Depository Receipts	No. of Shares Held	Shareholding as Calculated as per SEBI, 1957 as a % of (A+B+C2)	No. of Voting Rights		Total as a % of total voting rights (X)	Convertible securities (including share warrants) as a % of (A)+(B)+(C)	Underlying securities convertible assuming full conversion of convertible securities (as a % of diluted share capital) (X)+(VII)+(X)	No. of Locked in shares (XII)	No. of Locked in shares (XIII)	No. of Locked in shares (XIV)	
									Class X	Class Y							
(1)	Institutions																
(a)	Mutual Funds																
(b)	Venture Capital Funds																
(c)	Alternate Investment Funds																
(d)	Foreign Venture Capital Investors																
(e)	Foreign Portfolio Investors																
(f)	Financial Institutions/Banks																
(g)	Insurance Companies																
(h)	Provident Funds/Pension Funds																
(i)	Any Other Foreign Institutional Investors																
	BTI - Corporate																
	Sub-Total (B)(1)																
(2)	Central Government/State Government(s)/President of India																
	Sub-Total (B)(2)																
(3)	Non-Institutions																
(a)	Individuals																
	i) Individual shareholders holding nominal share capital up to Rs. 2 Lakhs.		478	83749	83749	83749	83749	0.714	83749	83749	0.714	0.714	0.714			23609	
	ii) Individual shareholders holding nominal share capital in excess of Rs. 2 Lakhs.		9	427240	427240	427240	427240	3.642	427240	427240	3.642	3.642	3.642			77240	
(b)	MFES registered with RBI																
(c)	Employee Trusts																
(d)	Overseas Depositors (holding DRs) (Balancing Figure)																
(e)	Any Other Bodies Corporate		24	3716880	3716880	3716880	3716880	31.683	3716880	3716880	31.683	31.683	31.683			317980	
	SHARADHARJI PRIVATE LIMITED			144000	144000	144000	144000	1.228	144000	144000	1.228	1.228	1.228			144000	
	COOLJIT MARKETING PRIVATE LIMITED			144000	144000	144000	144000	1.228	144000	144000	1.228	1.228	1.228			144000	
	DARSHAN ENCLAVE PRIVATE LIMITED			144000	144000	144000	144000	1.228	144000	144000	1.228	1.228	1.228			144000	
	GLORY TRADE & EXPORTS LTD.			275600	275600	275600	275600	2.349	275600	275600	2.349	2.349	2.349			210000	
	ENTREPRENEURIAL PRIVATE LIMITED			210000	210000	210000	210000	1.790	210000	210000	1.790	1.790	1.790			209975	
	KALPANA ENGINEERING LTD.			242800	242800	242800	242800	2.070	242800	242800	2.070	2.070	2.070			600000	
	LIFELINE PERSONVILLE PRIVATE LIMITED			209975	209975	209975	209975	1.790	209975	209975	1.790	1.790	1.790			210000	
	LUNARVEN SUPPLIERS PRIVATE LIMITED			600000	600000	600000	600000	5.115	600000	600000	5.115	5.115	5.115			209975	
	PANJASREE SALES LIMITED			210000	210000	210000	210000	1.790	210000	210000	1.790	1.790	1.790			600000	
	PANJASREE SALES LIMITED			210000	210000	210000	210000	1.790	210000	210000	1.790	1.790	1.790			210000	

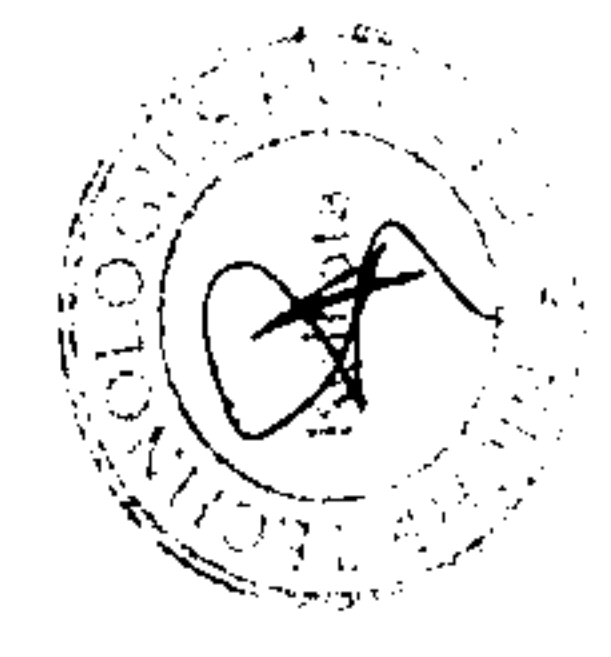


TABLE III - STATEMENT SHOWING SHAREHOLDING PATTERN OF THE PUBLIC SHAREHOLDER

Category	Name of shareholders	PAN	Nos. of No. of Fully Paid-up		No. of Partly Paid-up	No. of Shares	Total Nos. of Shares	Shareholding as calculated per SCRR, 1957	No. of Voting Rights	Underlying securities convertible into equity securities (including warrants)	% of total voting rights	Underlying securities convertible into equity securities (including warrants)	% of total shares held	Number of Locked in Shares (XII)	Number of Equity Shares held or otherwise (XIII) Held in dematerialized form
			Shareholders	Equity Shares Held											
	MANGALSIKHA INFRASTRUCTURE PRIVATE LIMITED		144000	144000	144000	144000	1.228	144000	1.228	1.228	144000	1.228	1.228	144000	144000
	INDIA LIFT		210000	210000	210000	210000	1.790	210000	1.790	1.790	210000	1.790	1.790	210000	210000
	PUNJAB DEALERS LIMITED		330000	330000	330000	330000	2.813	330000	2.813	2.813	330000	2.813	2.813	330000	330000
	REJIN AGENCIES LIMITED		144000	144000	144000	144000	1.228	144000	1.228	1.228	144000	1.228	1.228	144000	144000
	SUBHAM SALES PRIVATE LIMITED		144000	144000	144000	144000	1.228	144000	1.228	1.228	144000	1.228	1.228	144000	144000
	SUBHANSI MARKETING PRIVATE LIMITED		210000	210000	210000	210000	1.790	210000	1.790	1.790	210000	1.790	1.790	210000	210000
	SUNBELD SHIPPERS LIMITED		210000	210000	210000	210000	1.790	210000	1.790	1.790	210000	1.790	1.790	210000	210000
	TIBERBALL TRADING PRIVATE LIMITED		210000	210000	210000	210000	1.790	210000	1.790	1.790	210000	1.790	1.790	210000	210000
	TOPFLON AEROSOL PRIVATE LIMITED		144000	144000	144000	144000	1.228	144000	1.228	1.228	144000	1.228	1.228	144000	144000
	WTI - Individual		2	2	2	2	11	11	11	11	11	11	11	11	11
	WEL / DEPs		513	513	513	513	36.040	427680	36.040	36.040	427680	36.040	36.040	427680	3298840
	Trusts		513	513	513	513	36.040	427680	36.040	36.040	427680	36.040	36.040	427680	3298840
	Clearing Members		513	513	513	513	36.040	427680	36.040	36.040	427680	36.040	36.040	427680	3298840
	Sub-Total (D)(3)		513	513	513	513	36.040	427680	36.040	36.040	427680	36.040	36.040	427680	3298840
	Total Public Shareholding (D)		513	513	513	513	36.040	427680	36.040	36.040	427680	36.040	36.040	427680	3298840
	=(D)(1)+(D)(2)+(D)(3)		513	513	513	513	36.040	427680	36.040	36.040	427680	36.040	36.040	427680	3298840

