



ofc

# GOLDEN PROPERTIES & TRADERS LIMITED

CIN No. : L70109WB1982PLC034972

AD-76, Salt Lake City, Sector - I, Kolkata - 700 064, Ph. : 40142800, 32623716  
Mobile : 9830012564 | E-mail : rupesh\_markvision@yahoo.co.in | Website : www.gptl.in

Date: 14.07.2015

To  
The General Manager (Operation)  
The Calcutta Stock Exchange Ltd  
7, Lyons Range,  
Kolkata - 700 001

Dear Sir,

**Sub: Shareholding pattern for the quarter ended 30<sup>th</sup> June, 2015**

In terms of Clause 35 of the Listing Agreement, please find enclosed herewith shareholding pattern of the company for the quarter ended 30<sup>th</sup> June, 2015 for your kind perusal and records.


Kindly acknowledge receipt of the same.

Thanking you,

Yours faithfully,

For **GOLDEN PROPERTIES & TRADERS LTD**

  
**Director**



NICHE TECHNOLOGIES PRIVATE LIMITED  
( REGISTRAR & TRANSFER AGENT )  
D-511 BAGREE MARKET, 5TH FLOOR, 71 B.P.E. BASU ROAD, KOLKATA - 700 001  
PHONES : 2235-7271/7270/3070 2234-3576 FAX: 2215-6823  
E-Mail : nichetechpl@nichetechpl.com

---

TO WHOMSOEVER IT MAY CONCERN  
-----


COMPANY : GOLDEN PROPERTIES & TRADERS LTD.

ISIN : INE721C01019

THIS IS TO CERTIFY THE FOLLOWING :

	AS ON 30/06/2015	AS ON 31/03/2015
	-----	-----
TOTAL NSDL POSITION :	9792990	9792990
TOTAL CDSL POSITION :	0	0
TOTAL DEMATERIALISED SHARES :	9792990	9792990
TOTAL PHYSICAL SHARES :	1937690	1937690
TOTAL ISSUED CAPITAL :	11730680	11730680

FOR NICHE TECHNOLOGIES PVT. LTD.  
( REGISTRAR & TRANSFER AGENT )



PLACE : KOLKATA

DATE : 01.07.2015

( AUTHORISED SIGNATORY )

5) STATEMENT SHOWING SHAREHOLDING PATTERN

Name of the Company: GOLDEN PROPERTIES & TRADERS LTD.

Script Code: Name of the Scrip:

Quarter Ended: 30/06/2015

Class of security:

Page: 1

Partly paid-up shares: -	No. of partly paid-up shares	As a % of total no. of partly paid-up shares	As a % of total no. of shares of the company
--------------------------	------------------------------	----------------------------------------------	----------------------------------------------

Held by promoter/promoter group

held by public  
Total - D

Outstanding convertible securities: -	No. of outstanding securities	As a % of total no. of outstanding convertible securities	As a % of total no. of shares of the company, assuming full conversion of the convertible securities
---------------------------------------	-------------------------------	-----------------------------------------------------------	------------------------------------------------------------------------------------------------------

Held by promoter/promoter group

held by public  
Total - E

Warrants:-	No. of warrants	As a % of total no. of warrants	As a % of total no. of shares of the company, assuming full conversion of warrants
------------	-----------------	---------------------------------	------------------------------------------------------------------------------------

Held by promoter/promoter group

held by public  
Total - F

Net paid-up capital of the company, assuming full conversion of warrants and convertible securities	11730680
-----------------------------------------------------------------------------------------------------	----------



Category	Category of Shareholders	Number of Shareholders	Total number of shares held in Demat Form	AS a % of (A+B)	AS a % of (A+B+C)	Number of Pledged Shares	AS a % of Pledged Shares
(1)	(11)	(111)	(1V)	(VI)	(VII)	(VIII)	(IX)=(VIII/(IV*100))
(A)	Total Shareholding of Promoter & Promoter Group						
(1)	Indian	5	194700	144700	1.660	1.660	NA
(a)	Individual/HUF						
(b)	Central Govt. / State Govt.	17	7308300	6349450	62.301	62.301	NA
(c)	Bodies Corporate						
(d)	Fin. Institutions / Bank						
(e)	Any Other						
	Sub-Total of (A)(1)	22	7503000	6494150	63.960	63.960	NA
(2)	Foreign						
(a)	Individuals (NRIs/Foreign)						
(b)	Bodies Corporate						
(c)	Institutions						
(d)	Qualified Foreign Investors						
(e)	Any Other						
	Sub-Total of (A)(2)						
	Shareholding of Promoter & Promoter Group (A) = A1+A2	22	7503000	6494150	63.960	63.960	NA
(B)	Public Shareholding						
(1)	Institutions						
(a)	Mutual Funds / UTI						
(b)	Fin. Institutions / Banks						
(c)	Central Govt. / State Govt.						
(d)	Venture Capital						
(e)	Insurance Company						
(f)	Foreign Inst. Investors						
(g)	Foreign VC Investors						
(h)	QFI - Corporate						
(1)	Any Other						
	Sub-Total (B)(1)						
(2)	Non-Institutions						
(a)	Bodies Corporate						
(b)	Individuals						
	i. Individual Shareholders	476	66340	6200	0.566	0.566	NA
	ii. Holding Nominal Share Upto Rs. 1 Lakh	10	444640	94640	3.790	3.790	NA
	iii. Individual Shareholders Holding Nominal Share greater than Rs. 1 Lakh						
(c)	QFI - Individual						
(d)	Any Other						
	Sub-Total (B)(2)	509	4227680	3298840	36.040	36.040	NA
	Total Public Shareholding (B) = (B)(1) + (B)(2)	509	4227680	3298840	36.040	36.040	NA
	TOTAL (A)+(B)	531	11730680	9792990	100.000	100.000	NA
(C)	Shares held by Custodians And against which DRs have been issued						
(1)	Promoter and Promoter group						
(2)	Public						
	GRAND TOTAL (A)+(B)+(C)	531	11730680	9792990	100.000	100.000	NA



Srl.	Name of the shareholder	Details of Shares Held				Encumbered shares(*)		Details of warrants				Details of Convertible Securities		Total shares (including underlying shares assuming full conversion of warrants and convertible securities) as a % of diluted share capital
		Number of Shares held	As a % of grand total (A)+(B)+(C)	Number of Pledged Shares held	As a percentage grand total (A)+(B)+(C) of sub-clause (1)(a)	As a percentage grand total (A)+(B)+(C) of sub-clause (1)(a)	Number of warrants held	As a % of total warrants of same class	Number of convertible securities held	Number of convertible securities of the same class				
(1)	(11)	(111)	(1V)	(V)	(VI)=(V)/(111)*100	(VII)	(VIII)	(IX)	(X)	(XI)	(XII)			
1.	EKDRANT SALES PRIVATE LIMITED	272000	2.319	0	0.000	0.000	0	0.000	0	0.000	2.319			
2.	EXTREME SUPPLIER PVT. LIMITED	553200	4.716	0	0.000	0.000	0	0.000	0	0.000	4.716			
3.	KIRSTEN TIEUP PRIVATE LIMITED	1648000	14.049	0	0.000	0.000	0	0.000	0	0.000	14.049			
4.	MANGALRASHI COMPTONRADE PRIVATE LIMITED	272000	2.319	0	0.000	0.000	0	0.000	0	0.000	2.319			
5.	MARK HOMES & CONSTRUCTIONS PRIVATE LIMITED	272000	2.319	0	0.000	0.000	0	0.000	0	0.000	2.319			
6.	MARKS N GLIX AUTOMOTIVES PRIVATE LIMITED	952000	8.115	0	0.000	0.000	0	0.000	0	0.000	8.115			
7.	MARKS N GLIX MOTORS PRIVATE LIMITED	272000	2.319	0	0.000	0.000	0	0.000	0	0.000	2.319			
8.	MINNIE PAN CONSULTANTS PVT LTD	44500	0.379	0	0.000	0.000	0	0.000	0	0.000	0.379			
9.	NAVJURGA VINCOM PRIVATE LIMITED	272000	2.319	0	0.000	0.000	0	0.000	0	0.000	2.319			
10.	NIRPALA MERCHANDISE PRIVATE LIMITED	272000	2.319	0	0.000	0.000	0	0.000	0	0.000	2.319			
11.	NIRPALA SALES PRIVATE LIMITED	272000	2.319	0	0.000	0.000	0	0.000	0	0.000	2.319			
12.	PANCHKANTAN MERCANTILE PRIVATE LIMITED	272000	2.319	0	0.000	0.000	0	0.000	0	0.000	2.319			
13.	PURPOSIVE TRADERS PVT. LTD.	576800	4.917	0	0.000	0.000	0	0.000	0	0.000	4.917			
14.	RUDRANUKHI VINTRADE PRIVATE LIMITED	272000	2.319	0	0.000	0.000	0	0.000	0	0.000	2.319			
15.	SATYAN PROJECTS LIMITED	133800	1.141	0	0.000	0.000	0	0.000	0	0.000	1.141			
16.	SHIVHARA SUPPLIERS PRIVATE LIMITED	272000	2.319	0	0.000	0.000	0	0.000	0	0.000	2.319			
17.	TRENDON DISTRIBUTORS PRIVATE LIMITED	690000	5.797	0	0.000	0.000	0	0.000	0	0.000	5.797			
18.	SANDEEP DASA	35200	0.300	0	0.000	0.000	0	0.000	0	0.000	0.300			
19.	SANJEEB KUMAR AGARWAL	21000	0.179	0	0.000	0.000	0	0.000	0	0.000	0.179			
20.	SAVITA AGARWAL	40000	0.341	0	0.000	0.000	0	0.000	0	0.000	0.341			
21.	TARA DEVI SONI	50000	0.426	0	0.000	0.000	0	0.000	0	0.000	0.426			
22.	TARA SONI	48500	0.413	0	0.000	0.000	0	0.000	0	0.000	0.413			
TOTAL		7503000	63.960	0	0.000	0.000	0	0.000	0	0.000	63.960			



Srl. Name(s) of the shareholder	Number of Shares held	Shares as a percentage of total number of shares (i.e., Grand Total (A)+(B)+(C) indicated in Statement at para (I)(a) above.)	Details of Warrants		Details of convertible securities		Total shares (including underlying shares assuming full conversion of warrants and convertible securities) as a % of diluted share capital
			Number of Warrants held	As a % of total warrants number held	Number of convertible securities held	% of total convertible securities of the same class	
1. BHAGMAT PARCON PRIVATE LIMITED	144000	1.228	0	0.000	0	0.000	1.228
2. COOLHUT MARKETING PRIVATE LIMITED	144000	1.228	0	0.000	0	0.000	1.228
3. DARSHAN ENCLAVE PRIVATE LIMITED	144000	1.228	0	0.000	0	0.000	1.228
4. GLORY TRADE & EXPORTS LTD.	275600	2.349	0	0.000	0	0.000	2.349
5. INTIME COMMODEAL PRIVATE LIMITED	210000	1.790	0	0.000	0	0.000	1.790
6. KALPATARU ENGINEERING LTD.	242800	2.070	0	0.000	0	0.000	2.070
7. LIFETIME MERCANTILE PRIVATE LIMITED	210000	1.790	0	0.000	0	0.000	1.790
8. LONGVIEW SUPPLIERS PRIVATE LIMITED	600000	5.115	0	0.000	0	0.000	5.115
9. MANGALSHREE SALES LIMITED	210000	1.790	0	0.000	0	0.000	1.790
10. MANGALSUDHA INFRASTRUCTURE PRIVATE LIMIT	144000	1.228	0	0.000	0	0.000	1.228
11. PINKROSE DEALCOM LIMITED	210000	1.790	0	0.000	0	0.000	1.790
12. RECON AGENCIES LIMITED	330000	2.813	0	0.000	0	0.000	2.813
13. SUBHAN SALES PRIVATE LIMITED	144000	1.228	0	0.000	0	0.000	1.228
14. SUBHAKARI MARKETING PRIVATE LIMITED	144000	1.228	0	0.000	0	0.000	1.228
15. SUNGOLD SHOPPERS LIMITED	210000	1.790	0	0.000	0	0.000	1.790
16. TIGERHILL TRADELINK PRIVATE LIMITED	210000	1.790	0	0.000	0	0.000	1.790
17. TOPFLOW ABASAM PRIVATE LIMITED	144000	1.228	0	0.000	0	0.000	1.228
TOTAL	3716400	31.681	Nil	Nil	Nil	Nil	31.681



Srl. Name(s) of the shareholder and the Persons Acting in Concert (PAC) with them	Number of Shares held	Shares as a percentage of total number of shares (i.e., Grand Total (A)+(B)+(C) indicated in Statement at para (I)(a) above)	Details of Warrants		Details of convertible securities		Total shares (including underlying shares assuming Full conversion of warrants and convertible securities) as a % of diluted share capital
			Number of Warrants held	As a % of total number of warrants	Number of convertible securities held	As a % of total convertible securities	
1. LONGVIEW SUPPLIERS PRIVATE LIMITED	600000	5.115	0	0.000	0	0.000	5.115
TOTAL	600000	5.115	Nil	Nil	Nil	Nil	5.115



GOLDEN PROPERTIES & TRADERS LTD.  
 (I)(D) STATEMENT SHOWING DETAILS OF LOCKED-IN SHARES AS ON 30/06/2015

Sr1	Name(s) of the Shareholder	Category of Shareholders Locked-in Shares (Promoter/ Public)	Number of Shares	% to Total
1.	EKDANT SALES PRIVATE LIMITED	Promoter	272000	2.319
2.	KIRSTEN TIEUP PRIVATE LIMITED	Promoter	1648000	14.049
3.	MANGALRASHI CONNTRADE PRIVATE LIMITED	Promoter	272000	2.319
4.	MARK HOMES & CONSTRUCTIONS PRIVATE LIMIT	Promoter	272000	2.319
5.	MARKS N GLIX AUTOMOTIVES PRIVATE LIMITED	Promoter	952000	8.115
6.	MARKS N GLIX MOTORS PRIVATE LIMITED	Promoter	272000	2.319
7.	NAVJURGA VINCON PRIVATE LIMITED	Promoter	272000	2.319
8.	NIRTALA MERCHANDISE PRIVATE LIMITED	Promoter	272000	2.319
9.	NIRTALKUNJ SALES PRIVATE LIMITED	Promoter	272000	2.319
10.	PANCHRATAM MERCANTILE PRIVATE LIMITED	Promoter	272000	2.319
11.	RUDRANUKHI VINTRADE PRIVATE LIMITED	Promoter	272000	2.319
12.	SHIVDHARA SUPPLIERS PRIVATE LIMITED	Promoter	272000	2.319
13.	TRENDON DISTRIBUTORS PRIVATE LIMITED	Promoter	680000	5.797
TOTAL			6000000	51.148






GOLDEN PROPERTIES & TRADERS LTD.  
 (I)(a) STATEMENT SHOWING DETAILS OF DEPOSITORY RECEIPTS (DRs)

Page: 1

Sr.L	Type of Outstanding DR (ADRs, GDRs, SDRs, etc)	Number of Outstanding DRs	Number of Shares underlying outstanding DRs	Shares underlying Outstanding DRs as a Percentage of total number of shares (ie. Grand total(A)+(B)+ (C) indicated in Statement at para (I)(a) above)
------	---------------------------------------------------	------------------------------	------------------------------------------------------	----------------------------------------------------------------------------------------------------------------------------------------------------------------------------

1.	Nil	Nil	Nil	Nil
----	-----	-----	-----	-----



e) f) g) h) i) j) k) l) m) n) o) p) q) r) s) t) u) v) w) x) y) z)

GOLDEN PROPERTIES & TRADERS LTD.

(II)(B) STATEMENT SHOWING DETAILS OF DEPOSITORY RECEIPTS (DRS), WHERE UNDERLYING SHARES HELD BY 'PROMOTER/PROMOTER GROUP' ARE IN EXCESS OF 1% OF THE TOTAL NO. OF SHARES

Page: 1

Sr. Name of the DR Holder	Type of outstanding DR (ADRS, GDRS, SDRS, etc.)	Number of Shares Underlying	Shares underlying	
			Outstanding DRS as	Percentage of total
1. NIL	NIL	NIL	NIL	NIL
2. NIL	NIL	NIL	NIL	NIL
TOTAL	NIL	NIL	NIL	NIL

Grand total(A)+(B)+(C) indicated in statement at para (I)(a) above

